



fleetwoods

Product Catalog


Cabinet Doors - Custom Millwork - Dovetail Drawer Boxes



PHONE: 651-636-9883 FAX: 651-636-9884

EMAIL: orders@fleetwoods.net WEBSITE: www.fleetwoods.net

16430 Highway 65 NE Ham Lake, MN - 55304




Thank you for your interest in *fleetwoods*! We are pleased to be considered as your custom manufacturing partner. As your partner we are committed to providing you with the best customer experience possible. We have built a reputation among cabinetmakers for delivering:

- Innovative designs and flexible relationships; giving you a business relationship designed to fit your needs and a manufacturing partner with a can do attitude.
- Technological advances; offering you the tightest manufacturing tolerances paired with dedicated personnel to attain superb craftsmanship.
- Customer care excellence; committed to giving you the best experience possible with each and every order, day in and day out.

We welcome you and hope you enjoy the *fleetwoods* experience and we look forward to a long and mutually rewarding relationship.



Pat McClure
Vice-President
pmclure@fleetwoods.net
651 636-9883 (main)
651 636-9884 (fax)



If you have questions after reviewing your *fleetwoods* catalog, please feel free to connect with us. We look forward to providing you with exceptional cabinet components and service.

If you do not see a product specification of interest in our catalog please inquire, as we are continually updating our product offerings.

- For all quotes and orders, please fill out the *fleetwoods* order/quote form. To download our most current forms visit our website www.fleetwoods.net. Order/quote forms are also located in the back of this catalog. We ask that all quotes, orders as well as change orders/revisions are emailed or faxed for accuracy purposes. Please inform us of any shipping limitations you may have at the time of quote or order..
- Our standard turnaround time for a quote is 24 hours. In some cases we may need to contact you for clarification or to gather additional information unique design or wood species considerations. These circumstances may extend quote time.
- Targeted *fleetwoods* order lead times are 8-10 production days however can fluctuate based on market variabilities. Contact our Customer Service Department for current production and shipping schedules. We understand the occasional need for an expedited order; all requests must be presented in writing. We will make efforts to accomodate requests however they are subject to scheduling conditions and may be subject to a service fee.
- We appreciate being notified immediately if there is a problem with your order. If we are responsible for a damaged or incorrect detail, we will make every effort to remake the defective product in a timely manner. Damaged or rejected product must be kept and returned for review.

Thank you again for your interest in *fleetwoods*. We look forward to a long and mutually rewarding relationship.




MATERIALS LIST

Code	Description	Code	Description
103	Alder, Clear	156	Maple, Quartersawn
104	Alder, Rustic	163	Oak, Red Select
111	Ash, White Natural	165	Oak, Red Premium
112	Ash, White Select	166	Oak, Red Rustic
119	Beech, Select	167	Oak, Red Quartersawn
122	Birch, Red Natural	168	Oak, Red Rift
123	Birch, Red Select	170	Oak, White Rift
124	Birch, Red Premium	171	Oak, White Natural
126	Birch, White Natural	171.5	Oak, White Rustic
127	Birch, White Select	172	Oak, White Select
128	Birch, White Premium	173	Oak, White Premium
129	Birch, Yellow Calico	174	Oak, White Quartersawn
135	Cherry, Rustic	180	Pine, White Clear
136	Cherry, Natural	181	Pine, White Knotty
137	Cherry, Select	182	Douglas Fir
138	Cherry, Premium	184	Poplar, Natural
140	Hickory, Natural Calico	185	Poplar, PG w/MDF Panel
141	Hickory, Brown	186	Poplar, PG w/Wood Panel
141.5	Hickory, White	191	Walnut, Natural
142	Hickory, Rustic	191.5	Walnut, Rustic
143	Mahogany, African	192	Walnut, Select
145	Drawer Box, Standard - Soft Maple	194	Elm, Red
147	Maple, Soft Select	195	MDF, Frame and Panel
148	Maple, Soft Premium	196	Maple, Soft PG w/MDF Panel
150	Maple, Rustic	196.5	Maple, Hard PG w/MDF Panel
151	Maple, Hard Natural	197	Maple, Soft PG w/Wood Panel
152	Maple, Hard Select	197.5	Maple, Hard PG w/Wood Panel
153	Maple, Hard Premium		
154	Maple, Birdseye		
155	Maple, Curly		

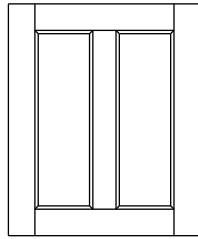


Selection of **STANDARD** door styles will allow standard scheduling.
 These may be ordered in the configurations on page 7.

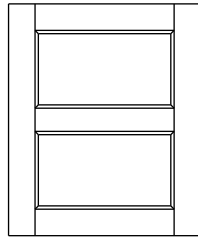
STANDARD DOOR STYLES



200-00

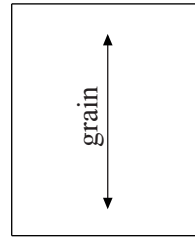


200-01



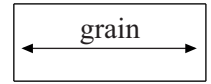
200-02

solid wood slab



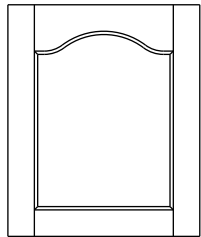
201-00

solid wood slab




202-00

*

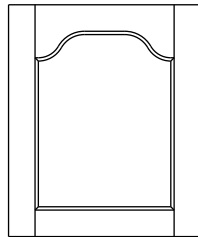


210-00



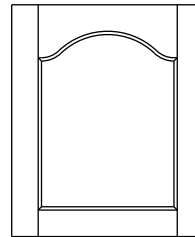
211-00

**




212-00

**



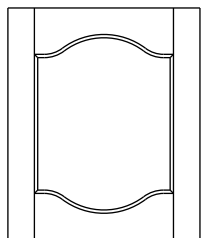
215-00

**

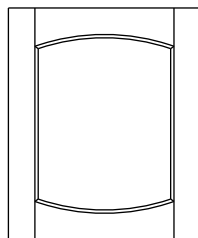


216-00

*

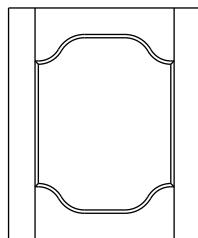


220-00



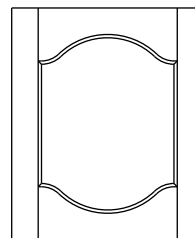
221-00

**



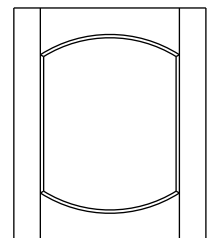
222-00

**



225-00

**

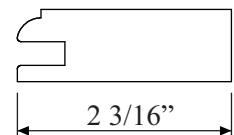


226-00

Note:

- All outside frame parts are 2 1/4" standard before edging and 2 3/16" after edging
- Standard grain direction on center panels is vertical

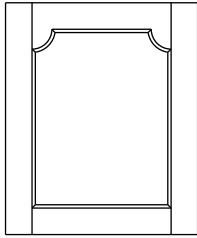
* = 3 3/4" Rail ** = 4 1/4" Rail *** = 3 1/4" Rail



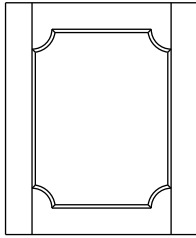


(Please CALL for schedule estimates when selecting CUSTOM door styles)


CUSTOM DOOR STYLES



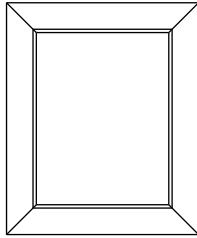
219-00



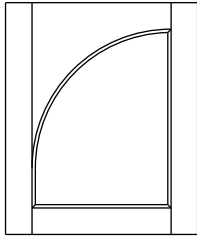
229-00



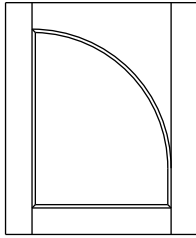
230-00



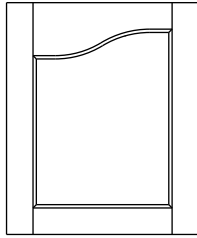
290-00



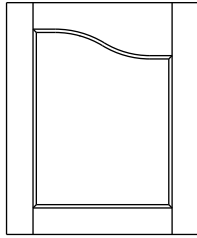
250-00



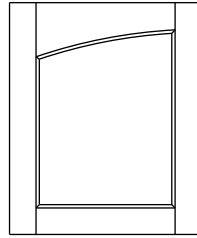
251-00




252-00



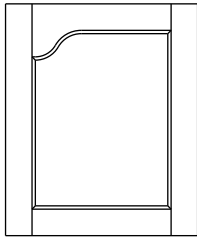
253-00



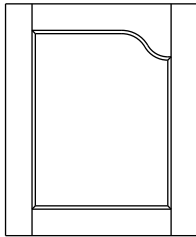
254-00




255-00




256-00



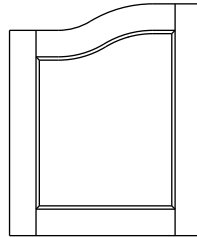
257-00



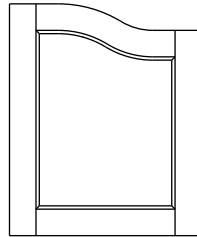
260-00




261-00



262-00




263-00

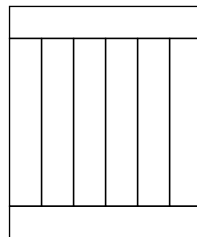


203-00

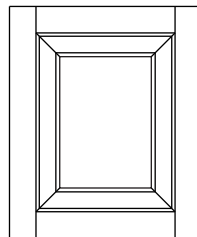
* Solid wood slab w/ battens to prevent warp. Fleetwoods Warranty applies



206-00



207-00



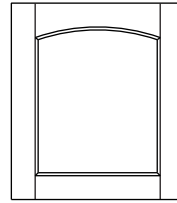
280-00

applied mouldings

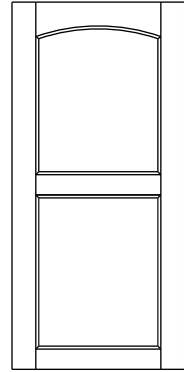


Most door styles can be ordered in any of the following configurations. Simply attach the appropriate two digit configuration suffix to the end of the three digit door style.

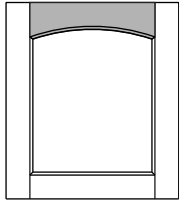
EXAMPLE



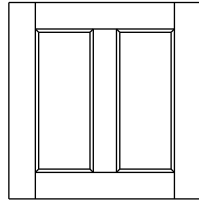
211-00



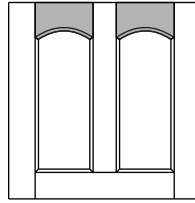
211-02



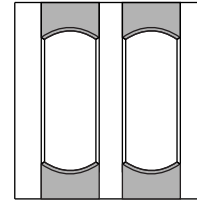
-00
(single panel)



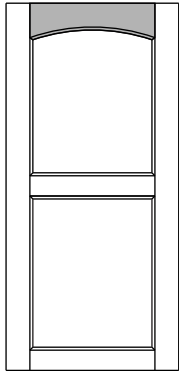
-01
(square top rail)
(style 200 only)



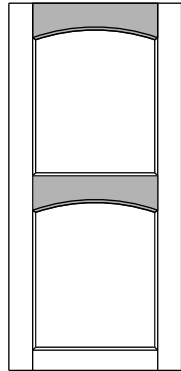
-01
(contoured top rail)



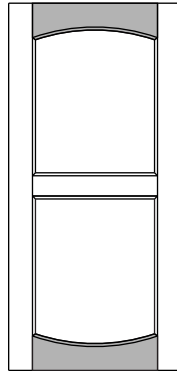
-01
(contoured top and bottom rail)



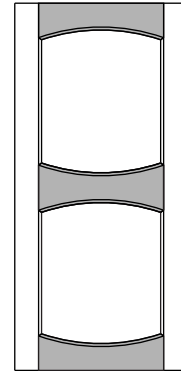
-02 50-50 split
-12 60B-40T split
-22 40B-60T split
-32 67B-33T split
-42 33B-67T split
-92 custom



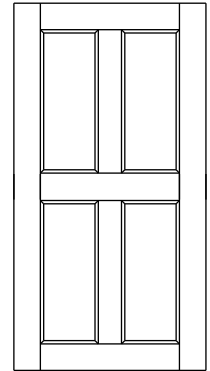
-03 50-50 split
-13 60B-40T split
-23 40B-60T split
-33 67B-33T split
-43 33B-67T split
-93 custom



-04 50-50 split
-14 60-40 split
-34 67-33 split
-94 custom



-05 50-50 split
-15 60-40 split
-35 67-33 split
-95 custom



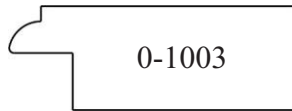
-09 50-50 split
-19 60-40 split
-39 67-33 split
-99 custom

(50-50 horizontal split on all)

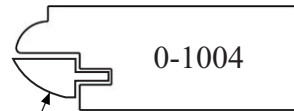
The shaded rails will be contoured based on the door style chosen.



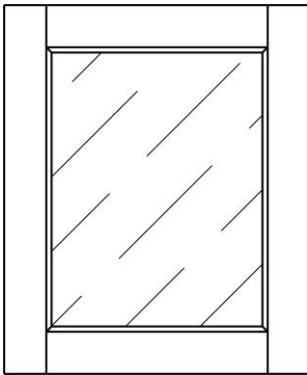
GLASS IS NOT SUPPLIED BY FLEETWOODS
Doors are supplied with open back. 0-1003
Doors can be slotted with vinyl retainer supplied. 0-1004



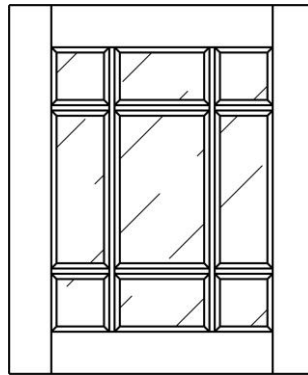
0-1003
open back



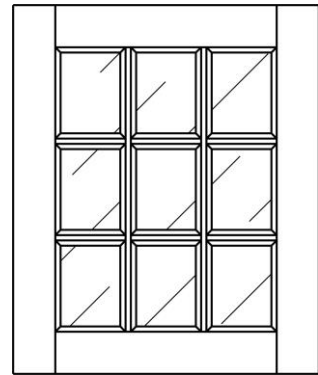
0-1004
vinyl retainer



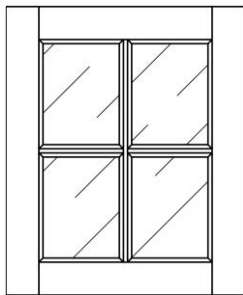
G-480



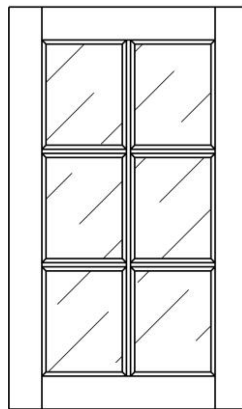
G-485



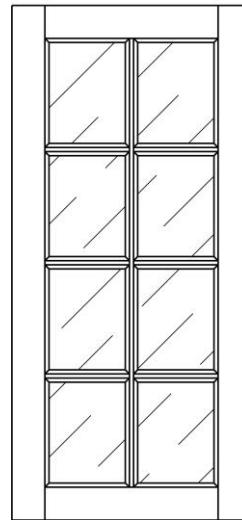
G-486



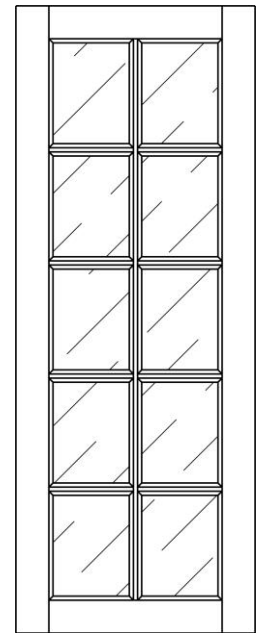
G-481



G-482



G-483



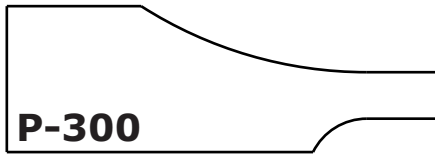
G-484

Mullion profile will match frame. CALL for details.

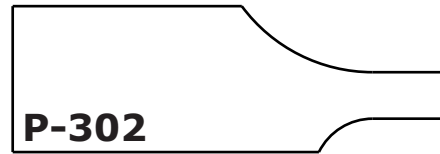
OPEN FRAME/GRID CONFIGURATIONS



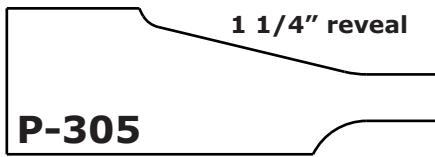
* Profiles shown are solid wood panel profiles
** See page 03-02 for **MDF** variation on panel profiles



P-300

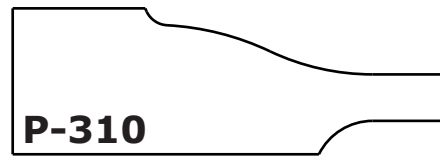


P-302



P-305

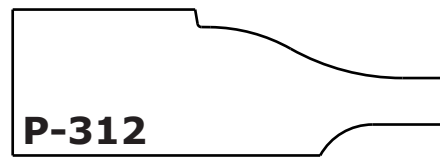
1 1/4" reveal



P-310



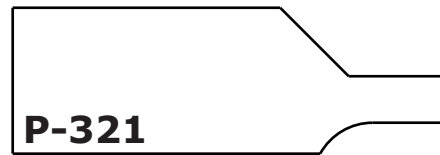
P-311



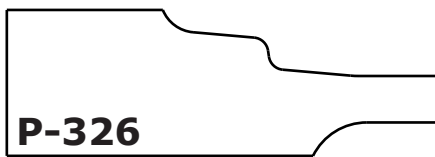
P-312



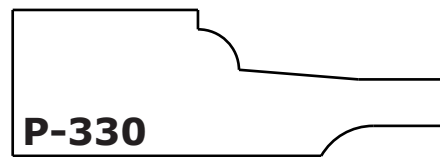
P-320




P-321



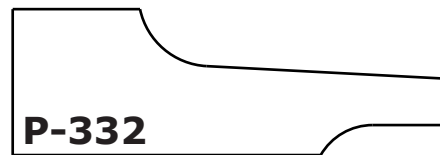
P-326



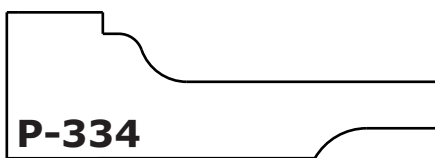
P-330




P-331



P-332



P-334



P-335



* Profiles shown are solid wood panel profiles
** See below for **MDF** variation on panel profiles



P-340

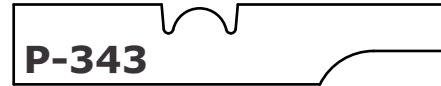
→ | ← 1/4" wide



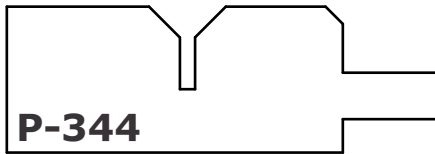
P-342



P-341



P-343



P-344



P-370

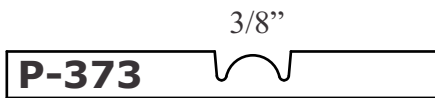


P-371

→ | ← 1/4" wide

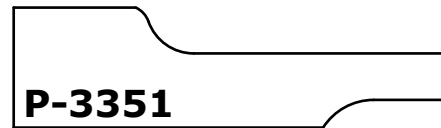


P-372



P-373


3/8"



P-3351



P-3352



P-3353



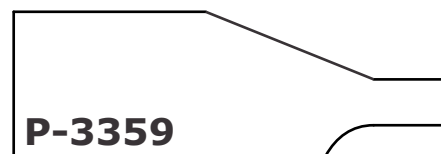
P-3354



P-3355



P-3356



P-3359

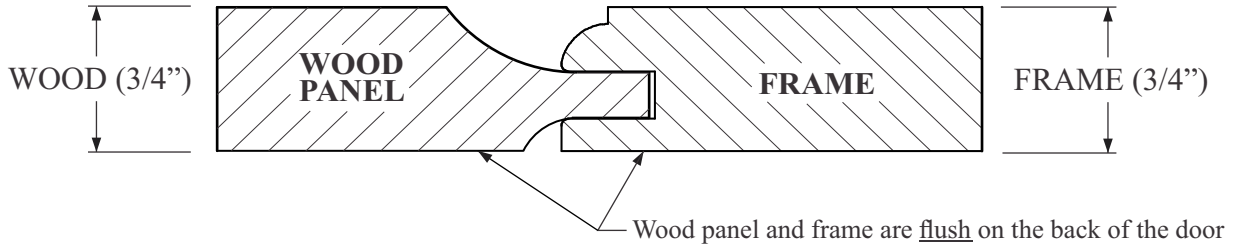
*Spacing on grooved panels reference page 06-01



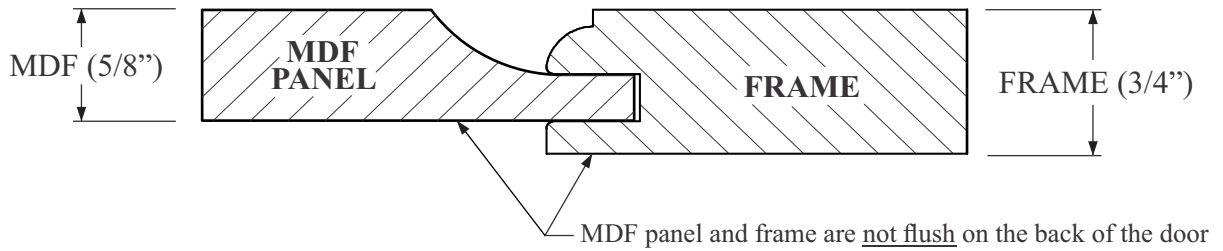
- * Profiles shown are solid wood panel profiles
- ** See below for MDF variation on panel profiles

*Spacing on grooved panels reference page 06-01

*** Standard solid wood panel cross section**










**** Standard MDF panel cross section**





FRAME PROFILES



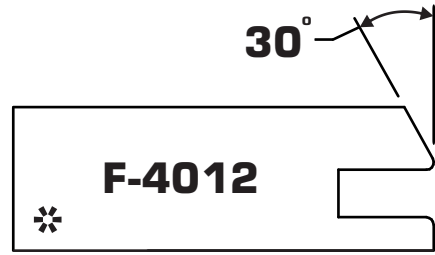
* Arching not available



FRAME PROFILES



F-4011



F-4012



F-4013



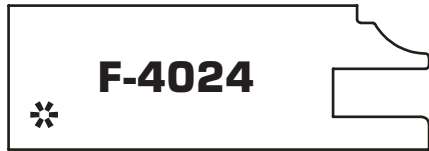
F-4014



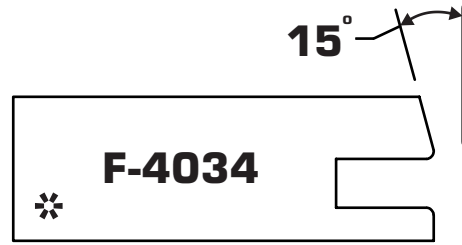
F-4015



F-4016



F-4024




F-4034



F-4035



- **F-4035 Notes** -
- Narrow Shaker
- Must use 370 or 340 panel
- No glass doors
- No mid rails

 Arching not available



EDGE PROFILES

E-501 (sq edge)

E-502

E-508

E-516

E-517

E-518

E-520

E-521

E-522

E-523

E-530

E-535

E-536

E-539

E-540



*** PROFILE NOT SUITABLE FOR HINGE BORE
(35mm, 1/2" DEPTH, 3mm OFFSET)**



EDGE PROFILES




E-541



E-543




E-544



E-545




E-546



E-553




E-554



E-557



E-558



E-559




E-560



E-561



E-562



E-563



E-564



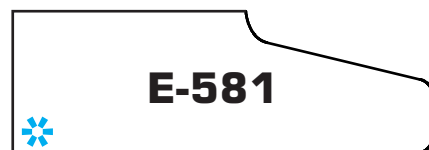
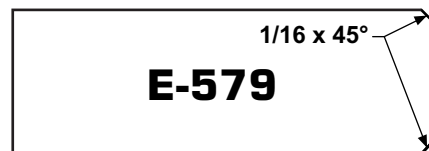



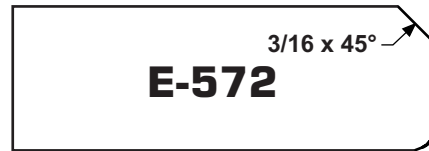

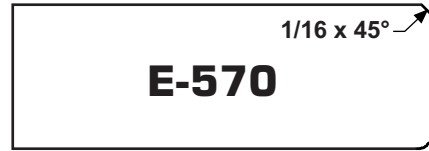


E-565

* PROFILE NOT SUITABLE FOR HINGE BORE
(35mm, 1/2" DEPTH, 3mm OFFSET)



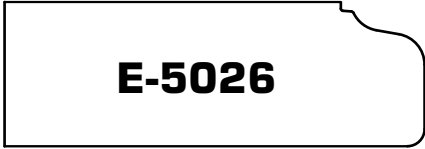
EDGE PROFILES



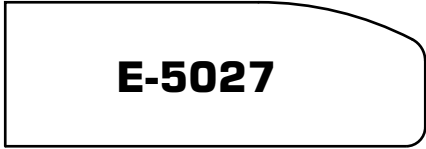
* PROFILE NOT SUITABLE FOR HINGE BORE
(35mm, 1/2" DEPTH, 3mm OFFSET)



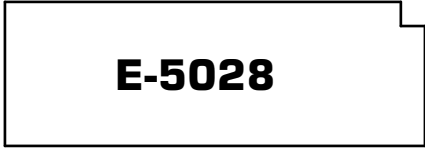
EDGE PROFILES



E-5026



E-5027



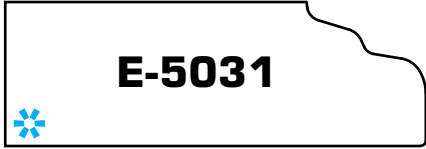
E-5028



E-5029



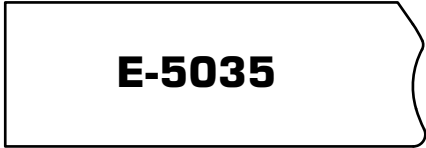
E-5030



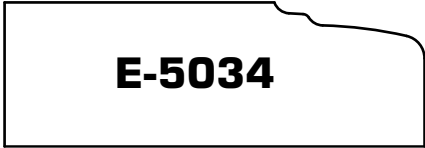
E-5031



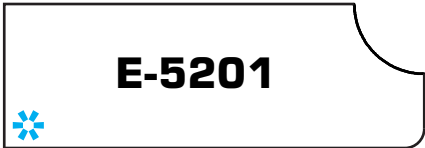
E-5032



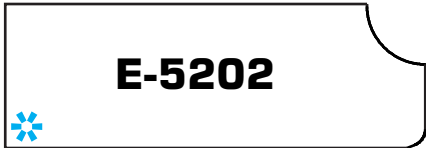
E-5035



E-5034



E-5201



E-5202

*** PROFILE NOT SUITABLE FOR HINGE BORE
(35mm, 1/2" DEPTH, 3mm OFFSET)**



Options may be chosen for an entire order or an individual item. *Selection of CUSTOM options may require CUSTOM scheduling.* Please CALL when ordering.

S = Standard C = Custom

CORNER DOOR - S

One stile will be 3/4" wider than the frame dimension of the door. Please order exact size and indicate right or left when appropriate.

0-1002

CUSTOM FRAME SIZE - C

Choose from the following frame width options to change all frame members. (Standard frame width is 2 1/4" (0-1024) before edging and 2 3/16" after edging)

0-1020	1 1/4"	0-1025	2 1/2"
0-1021	1 1/2"	0-1026	2 3/4"
0-1022	1 3/4"	0-1027	3"
0-1023	2"	0-1028	4"
0-1024	2 1/4"	0-1029	Custom

SPACING ON GROOVED DOORS - C

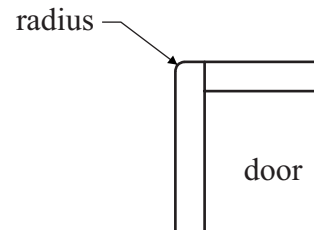
Groove spacing is measured center to center.

0-1050	1"	0-1053	2 1/2"
0-1051	1 1/2"	0-1054	3"
0-1052	2"	0-1055	Custom

RADIUS OUTSIDE DOOR EDGE CORNERS - C

Please CALL to confirm that radius corner option is compatible with your outside edge selection.

0-1070	1/8"	0-1073	1/2"
0-1071	1/4"	0-1074	3/4"
0-1072	3/8"	0-1075	Custom



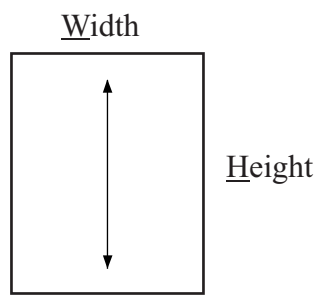


Options may be chosen for an entire order or an individual item. *Selection of CUSTOM options may require CUSTOM scheduling.* Please CALL when ordering.
S = Standard C = Custom

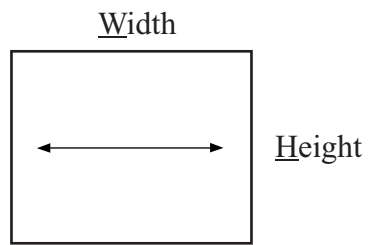
APPLIED MOULDING DOORS - S
Style # 280-00

Please call for more information about the wide variety of applied moulding options available.

GRAIN ORIENTATION - S
0-1005 indicates vertical grain



0-1006 indicates horizontal grain

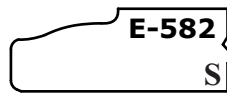
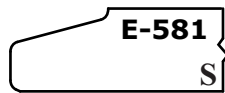
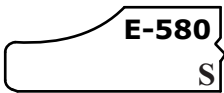
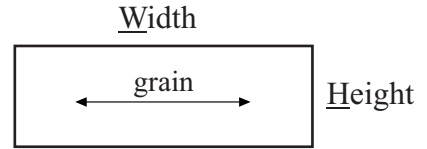




3/4" SLAB DRAWER FRONTS - S

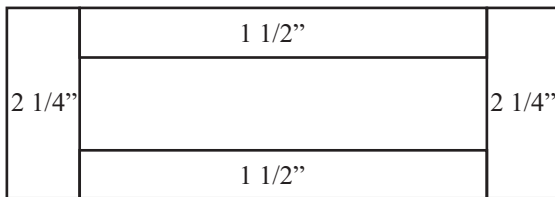
Style # 202-00

- order width x height
- grain runs horizontally by default
- choose any edge from pages 05.01 - 05.04 or the following:

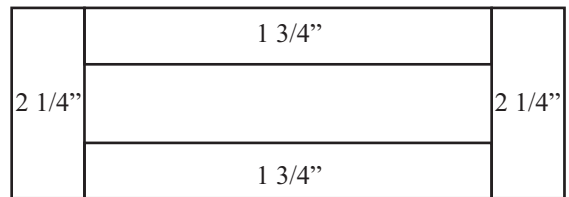


MORTISE & TENON DRAWER FRONTS

- available in the same profile choices as mortise and tenon doors
- reduced width rails - stiles match doors



295-00

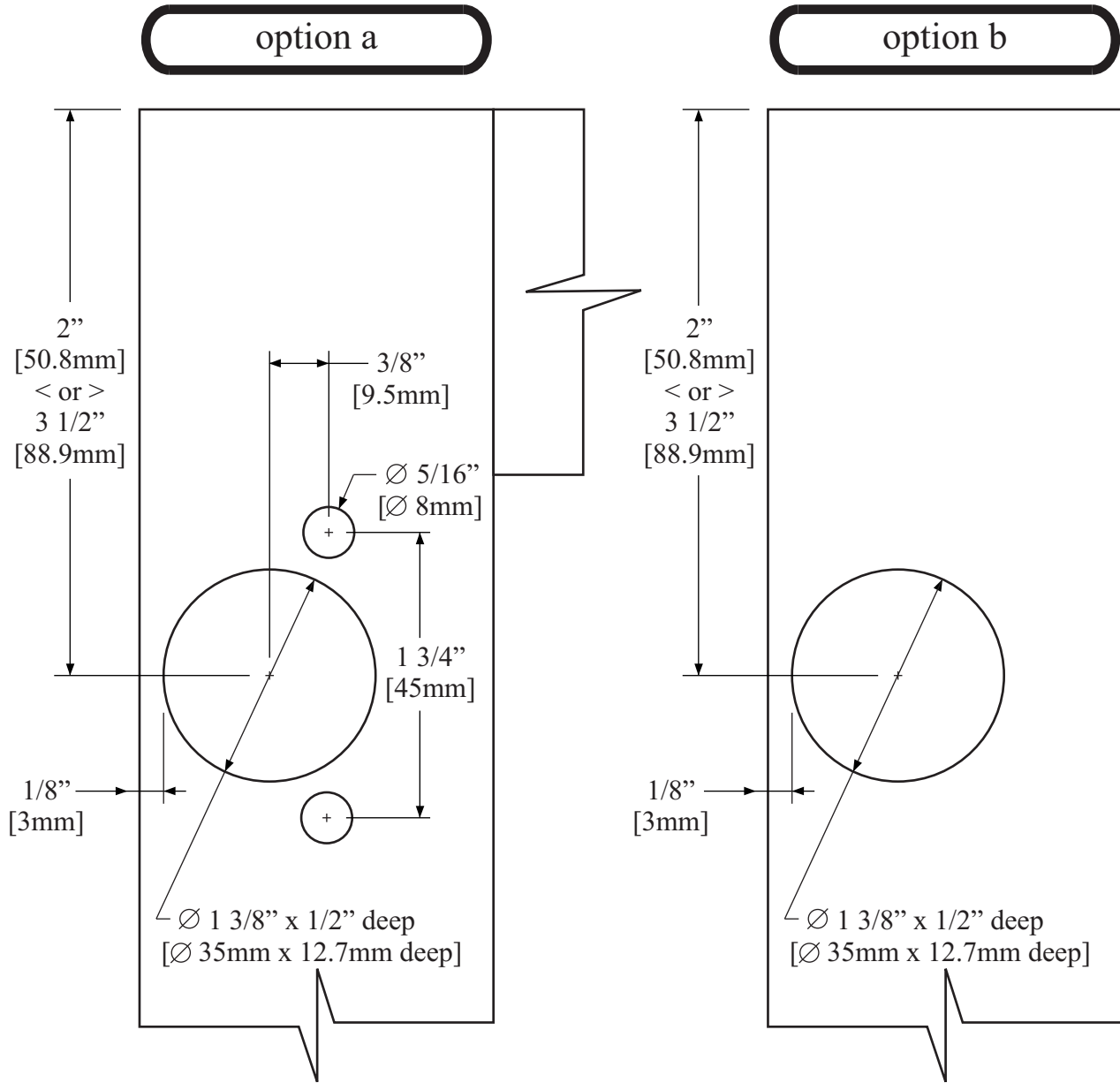


296-00

- standard grain direction is HORIZONTAL on style 295-00 and 296-00
- choose option 0-1005 for vertical grain request



Standard hinge boring - fits most blum hinge specs. Please specify option A or B when ordering.

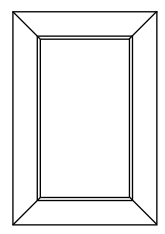


Qty of Hinges	Door Height	Hinge Placement
2	6.3750" to 11.9375"	2.00" from edge of door
2	12.0000" to 45.9375"	3.50" from edge of door
3	46.0000" to 65.9375"	3.50" from edge of door, centered mid hinge
4	66.0000" to 96.0000"	3.50" from edge of door, equally spaced mid hinges

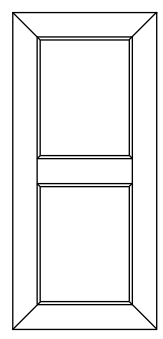


fleetwoods is pleased to provide its customers with the design option of a high quality construction mitered door.

1. All mitered doors are style #290- with the appropriate configuration suffix.



290-00



290-02

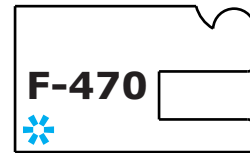
2. Mitered frames can be combined with almost any panel profile to create a wide range of appearances.



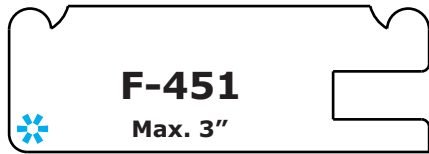
Mitered doors may also be ordered with any of the mortise and tenon frame profiles.



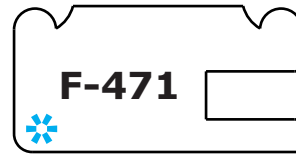
F-450



F-470



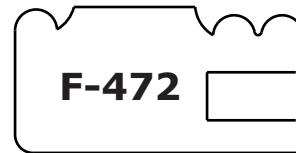
F-451
Max. 3"




F-471



F-452



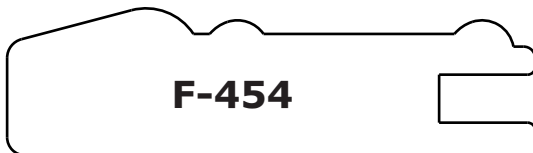
F-472



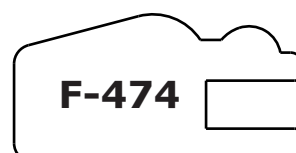
F-453



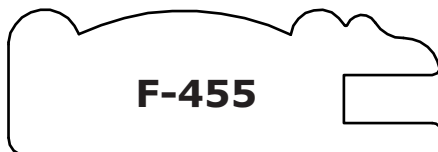
F-473



F-454



F-474



F-455



F-475

 **BEAD WIDTH 1/4"**



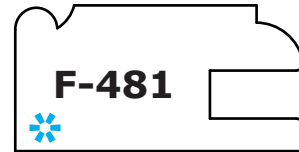
Mitered doors may also be ordered with any of the mortise and tenon frame profiles.

2 3/16" - 3 1/2"

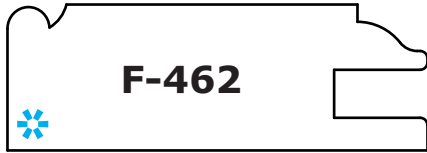
1 1/2"



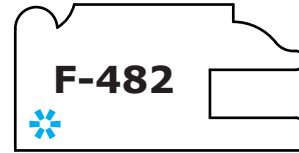
F-461



F-481



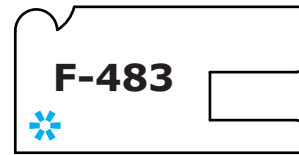
F-462



F-482



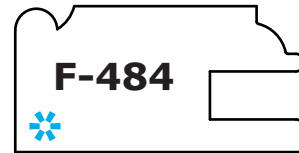
F-463



F-483



F-464



F-484




F-465



F-485



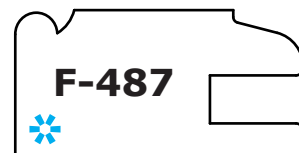
F-466



F-486



F-467




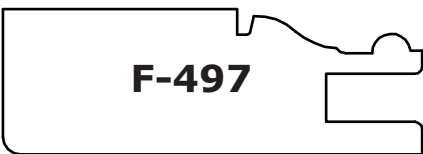
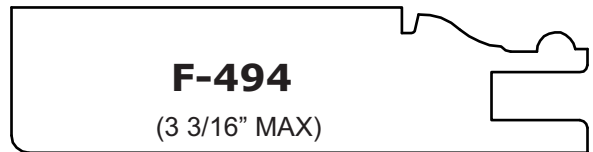

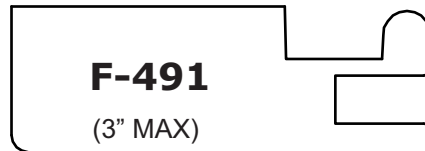
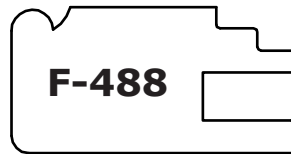



F-487

* BEAD WIDTH 1/4"



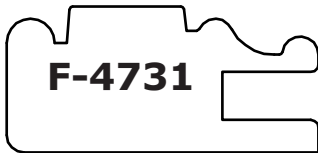
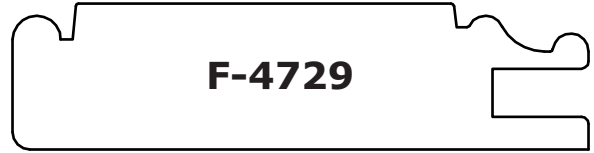

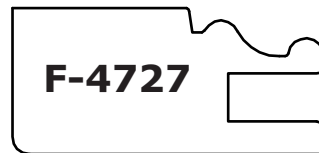


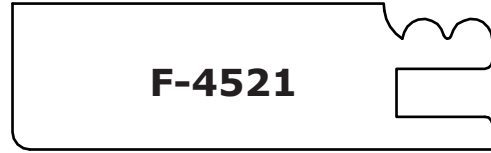
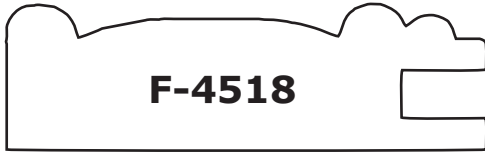


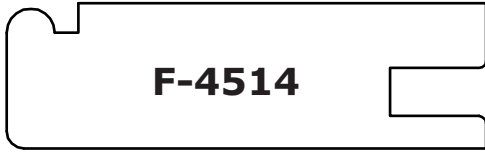
Mitered doors may also be ordered with any of the mortise and tenon frame profiles.





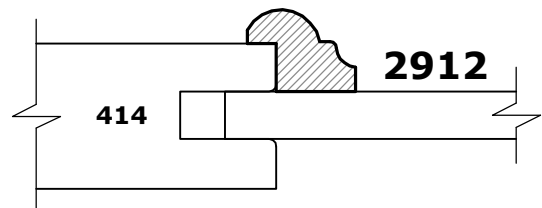
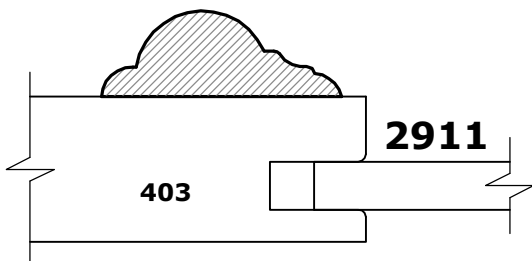
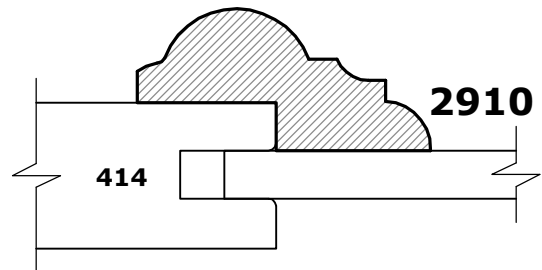
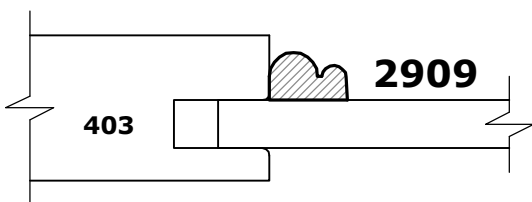
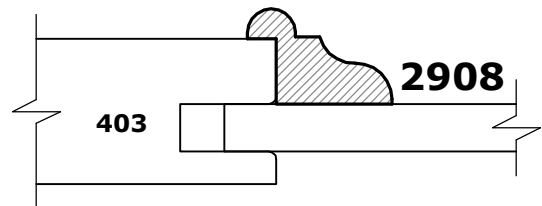
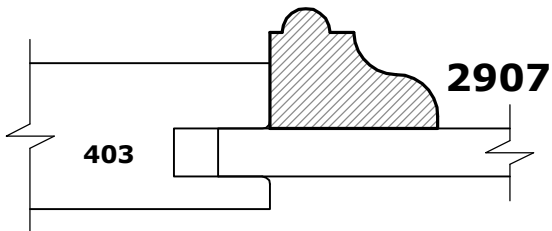
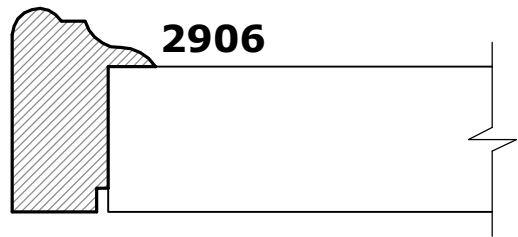
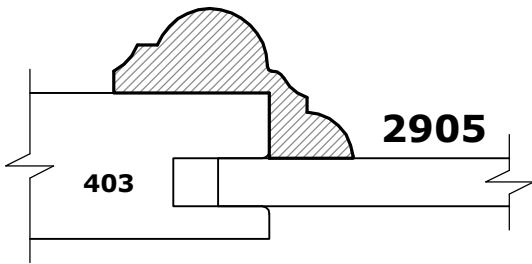
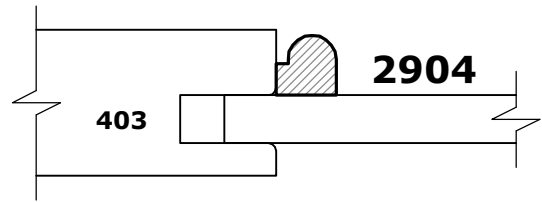
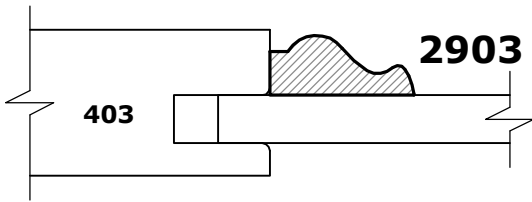
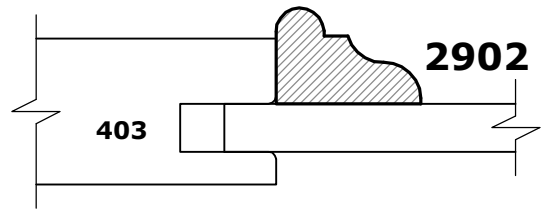
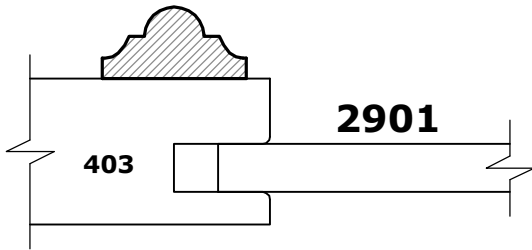
Mitered doors may also be ordered with any of the mortise and tenon frame profiles.

MITER FRAME PROFILES



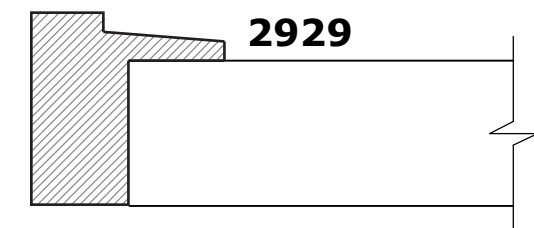
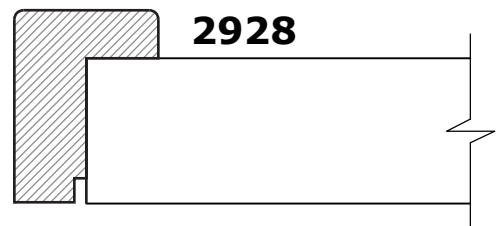
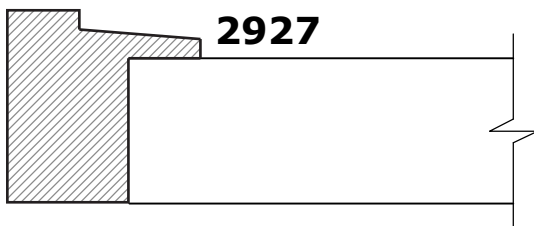
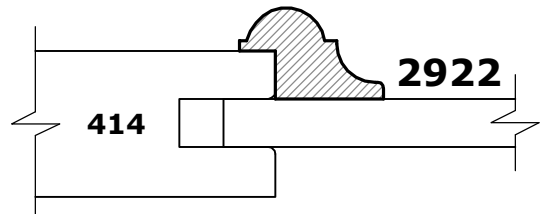
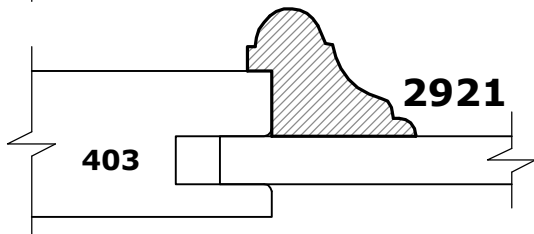
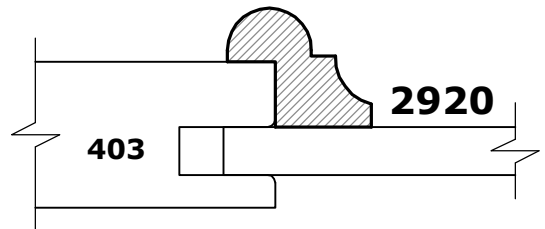
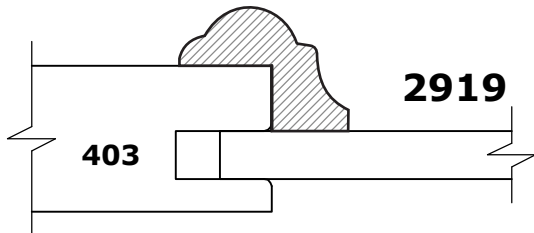
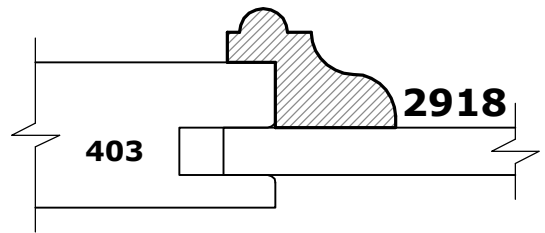
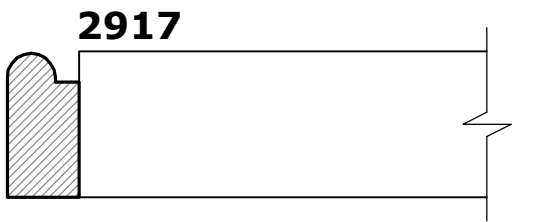
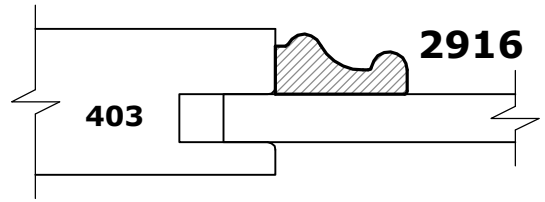
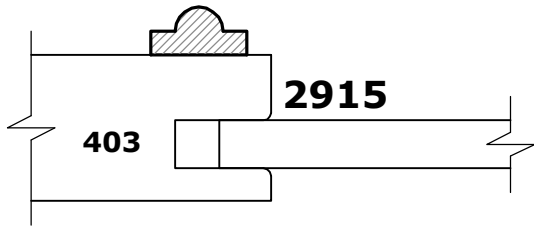
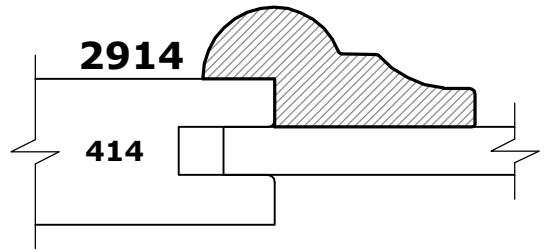
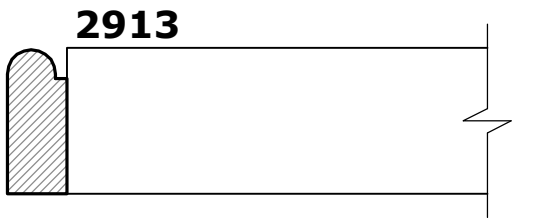


APPLIED MOULDING PROFILES





APPLIED MOULDING PROFILES





STANDARD

***fleetwoods* standard drawer boxes can be made on standard schedule.**

Standard box specifications are as follows:

WOOD SPECIES:

Sides - Natural Soft Maple
Bottoms - 1/4" White Wood

SIDES:

5/8" thick with eased top edges
Heights: 2" - 15" in even inch increments
Custom heights are available for an upcharge

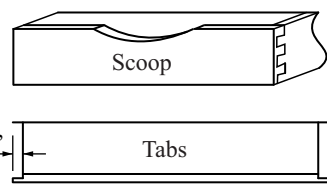
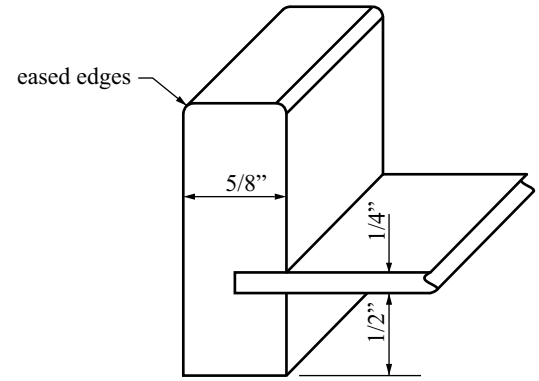
BOTTOM INSET:

1/2" spacing under bottom panel

STANDARD OPTIONS:

Standard options may be selected without affecting standard lead times.

- Scoop Front
- Side Tabs
- Notch and drill for undermount slides
- Unassembled: drawer boxes can be ordered ready to assemble
- Finishing (see page 10-2)



CUSTOM

***fleetwoods* custom drawer boxes can be made to your exact specifications. Some options incur additional charges, and may require longer lead time.**

Custom box options are as follows:

WOOD SPECIES:

Sides: any species and grades
Bottoms: any species or melamine

SIDES:

Top edge eased
Any height in 1/16" increments

BOTTOM INSET:

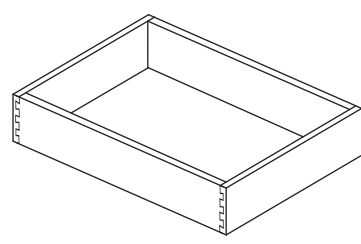
Any dimension spacing available under bottom panel
Bottoms can also be made flush or mounted to the bottoms of the sides

THICKNESS:

Sides: 1/2", 5/8", 3/4" thickness
Bottoms: 1/4", 1/2", 5/8", 3/4" thickness

FRONT:

Custom scoop front dimensions
Custom side tab dimensions





Drawer Box Finishing

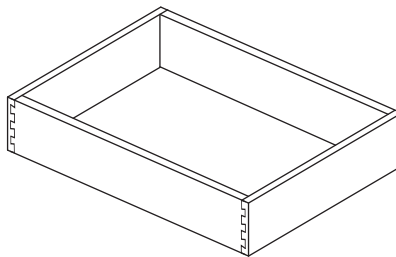
fleetwoods is pleased to provide its customers with a pre-finished drawer box option. We have partnered with a local finishing company to offer a premium service for our customers. The finishing process will add 3 to 5 days to our standard lead times and will then be delivered in your regular method.

Available Options

- **STANDARD**
 - Vinyl Seal Coat
 - High Build, Clear, Satin, Lacquer Based Finished Coat
 - Underside of drawer box is not finished

- **OTHER OPTIONS**
 - Water based finish
 - Underside of box finished
 - Double coat finish

To order pre-finished Dovetail Drawer Boxes please mark “finish” checkbox in the options category at the top of your order form. If your order form does not have the finish checkbox, you have an outdated form, you can write “finishing” in the *other* category. Please get updated order forms on our website or request a new order form from your sales person.





LASER ENGRAVED LOGO OPTION

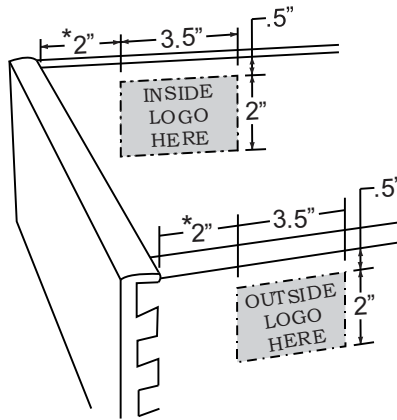
Engraving your logo gives a lasting impression - Customers will remember you

Engraved Logo Specifications:

STANDARD SIZE & LOCATION:

- Logo may be positioned on the inside left, outside right or both
- Located 2" from the front and 1/2" from the top (see illustration)
- Maximum logo size: 3.5" x 2.0"
- For drawer boxes under 4 inches in height the logo may be adjusted to fit area.

LOGO PLACEMENT OPTIONS:



* 2" dimension is measured from the inside front of drawer box

SUBMITTING LOGO FILES:

E-mail to: orders@fleetwoods.net (PDF or JPEG preferred)

(CUSTOM LOCATION AND SIZING AVAILABLE UPON REQUEST)

DRAWER BOX LASER ENGRAVED LOGO OPTION



fleetwoods® is an established manufacturer of cabinet doors, drawer fronts, end panels, dovetail drawer boxes as well as millwork.

Some of the features of this offering:

- CONVIENCE OF ONE STOP SHOPPING
- NO MINIMUM SIZE ORDER
- BOTH STOCK AND CUSTOM PROFILES
- ANY PROFILE
- ANY SPECIES (See Materials List)
- ANY QUANTITY
- MOULDING IS PROVIDED IN RANDOM LENGTHS
- SPECIFIED LENGTHS ARE AVAILABLE
 - UNDER 10' ADD 15%
 - 10' – 12' ADD 20%
 - 12' – 14" ADD 25%
- DELIVERY VIA OUR VAN IN MANY AREAS
- SHIPPING VIA SPEE DEE, UPS OR FEDEX (Some length restrictions apply)

Our “F Series” Profile Offering:

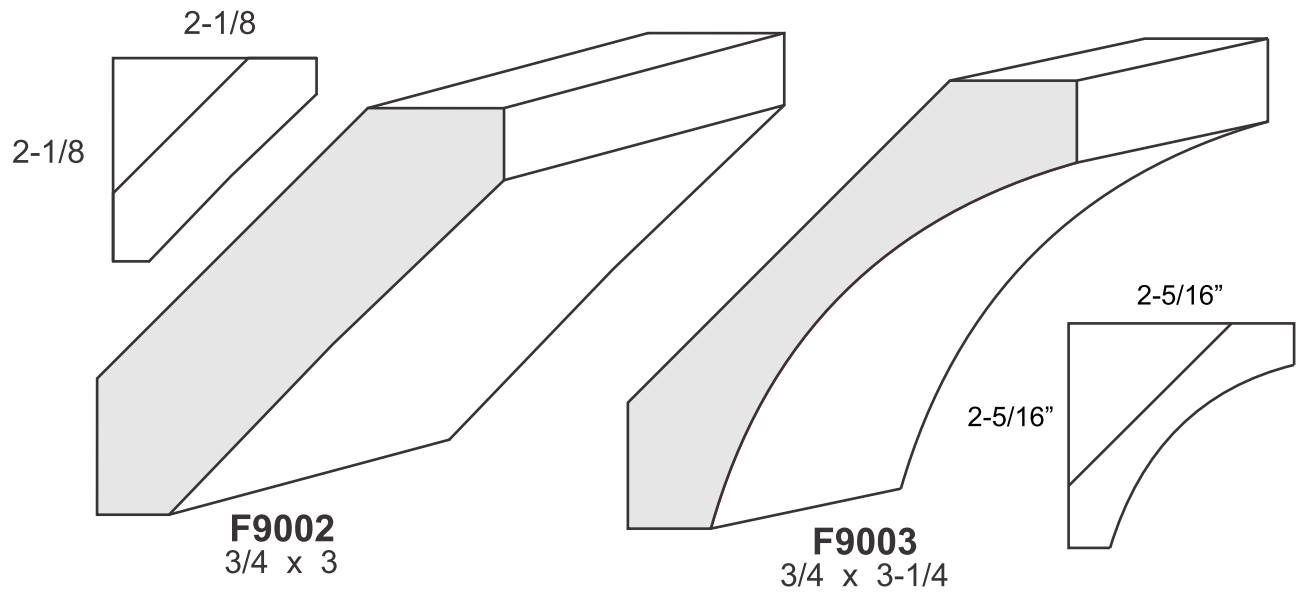
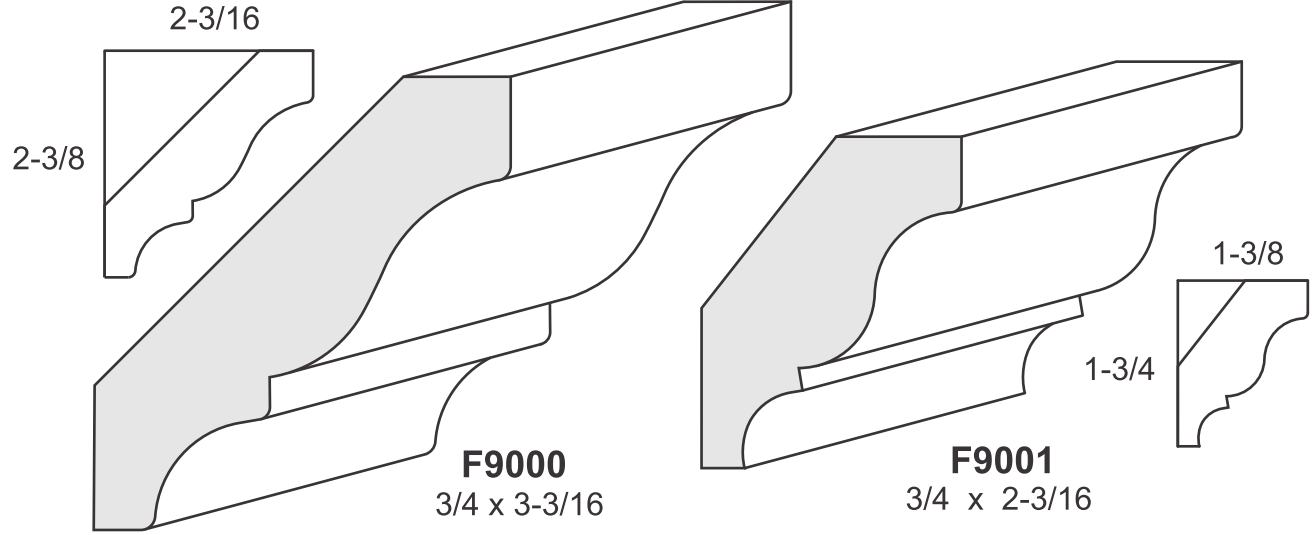
- All “F” Series are shown on page 11-02 and 11-03 of our moulding profile sheets
- NO MINIMUM ORDER UPCHARGE.
- Same lead times as our other products in your most used common species.
- Get these mouldings delivered with your door, drawer front, end panel and drawer box orders.

Our “V Series” Profile Offering:

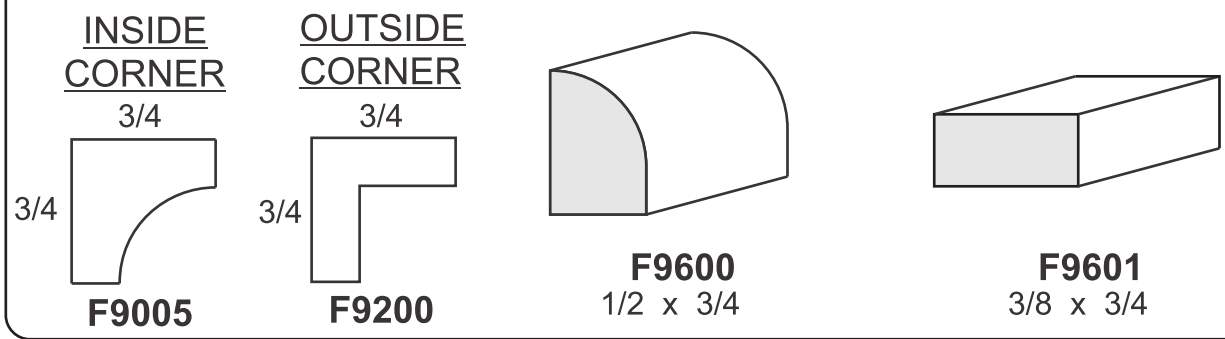
- V859, V3750, V982, V603, V615, V671, V622, V642, V875, V876, V592 are shown on pages 2-5 of our moulding profile sheets.
- Add one week to our standard lead time.
- Small quantity orders are available.
- Minimum order charges
 - <50 Lft. per profile add \$75.00
 - 50 – 100 Lft. per profile add \$50.00
 - 100 – 150 Lft. per profile add \$25.00



CROWN MOULDING



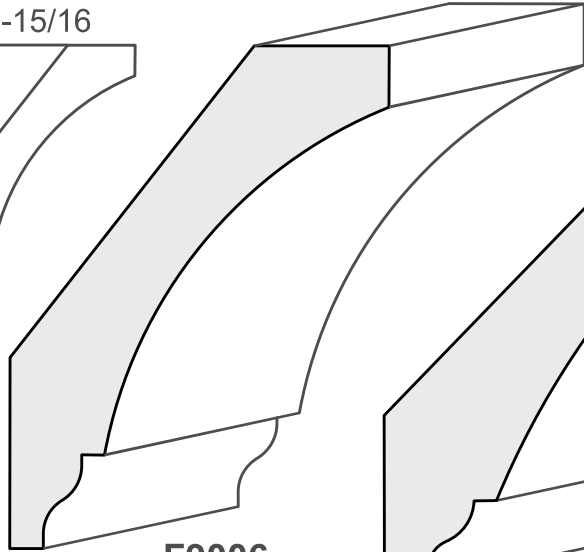
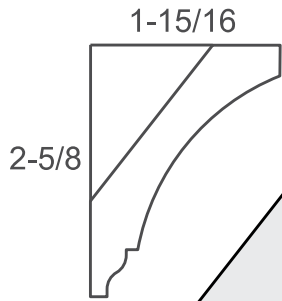
BASE SHOE



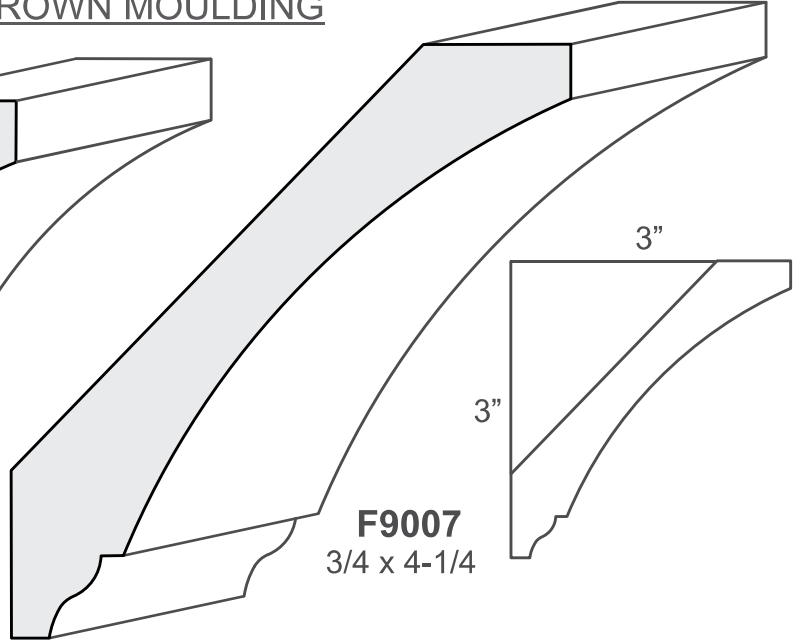


CROWN MOULDING

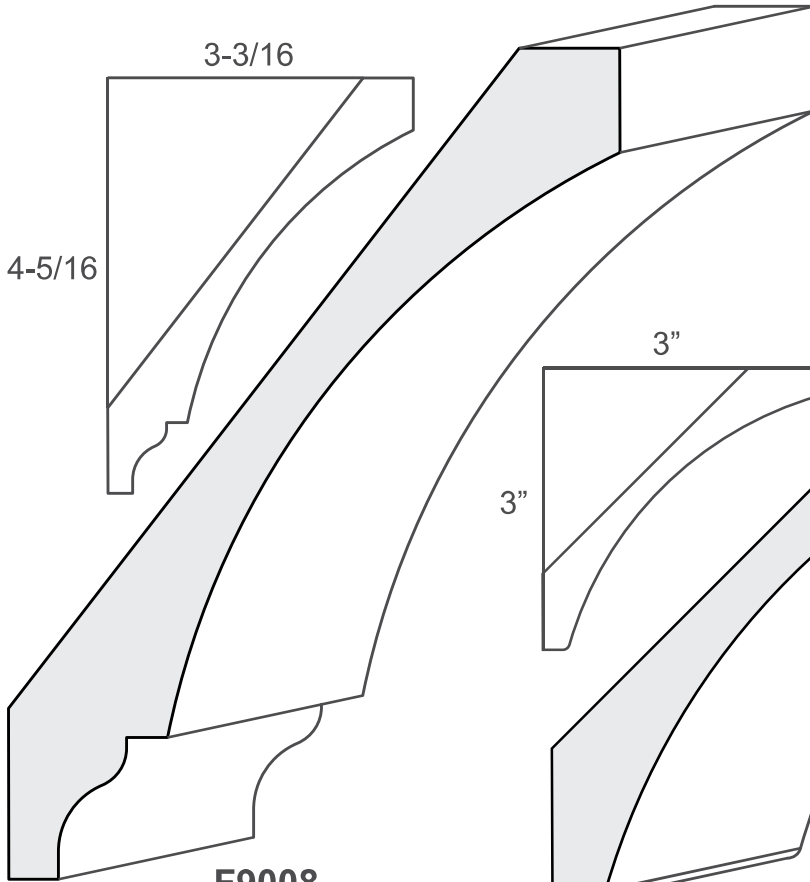
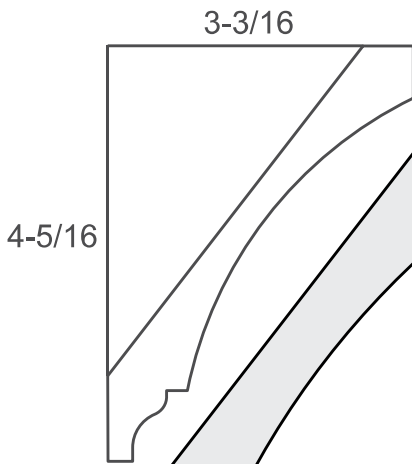
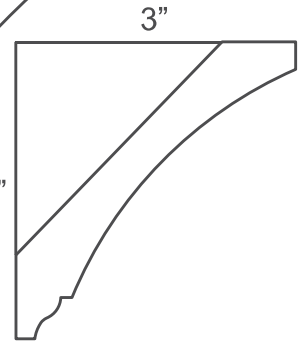
MOULDING



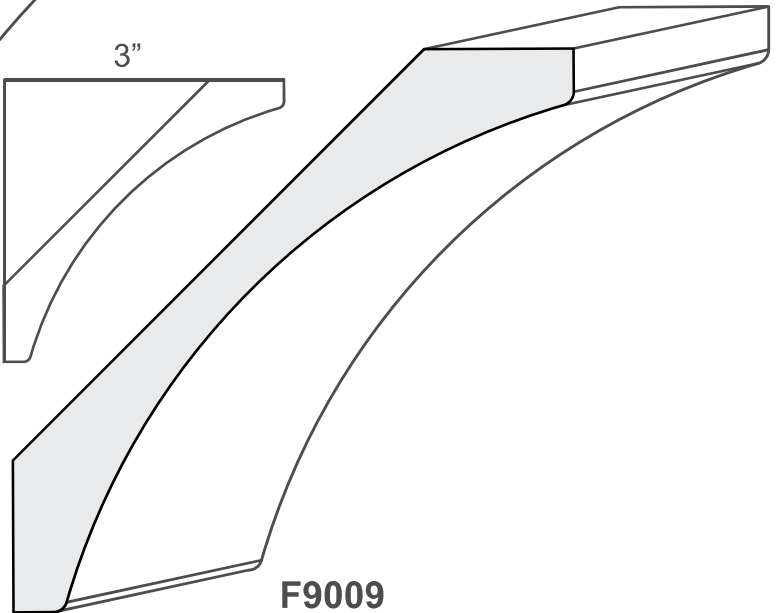
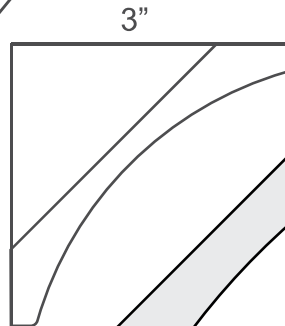
F9006
3/4 x 3-1/4



F9007
3/4 x 4-1/4



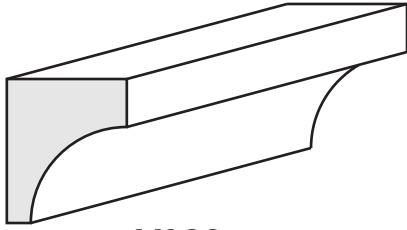
F9008
3/4 x 5-3/8



F9009
3/4 x 4-1/4

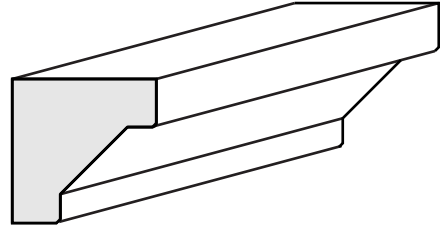


COVE



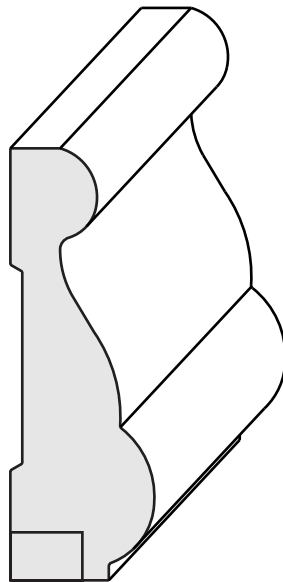
V982
5/8 x 3/4

COVE



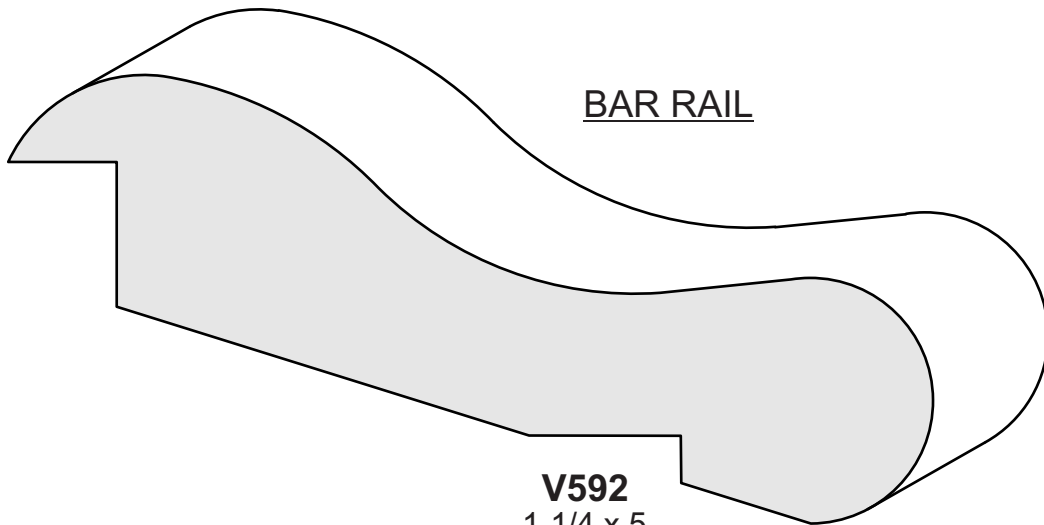
V603
3/4 x 3/4

CHAIR
PANEL &
MANTEL



V859 3/4 x 2-1/4
V3750 3/4 x 2-1/4
W/ RABBET 1/4 x 3/8

BAR RAIL



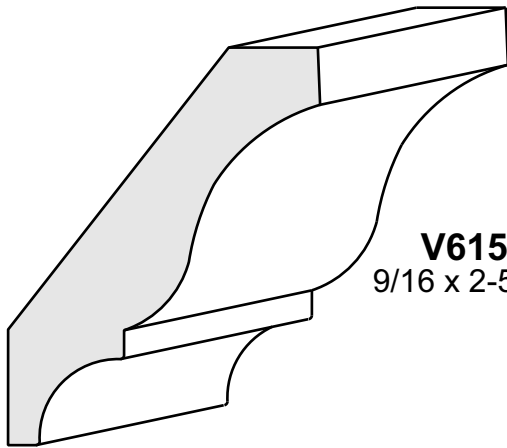
V592
1-1/4 x 5

MOULDING

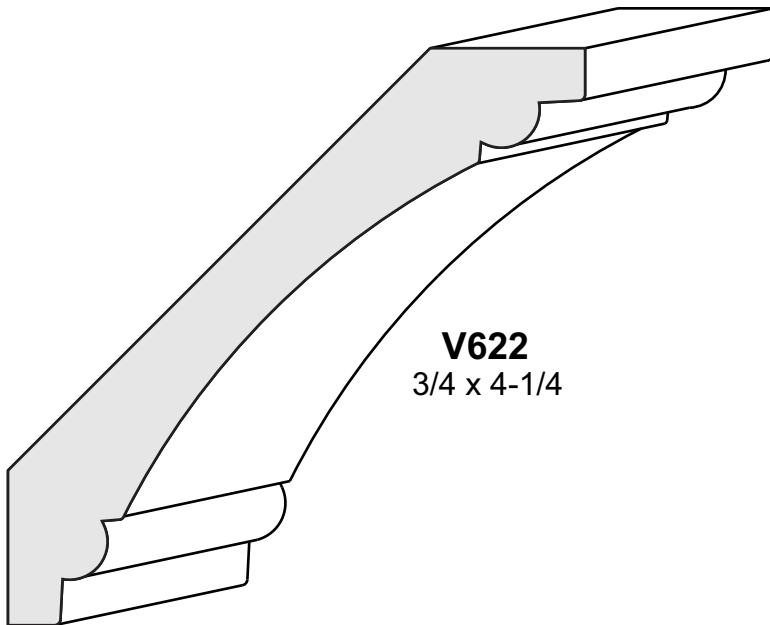
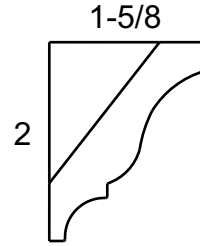


CROWN MOULDING

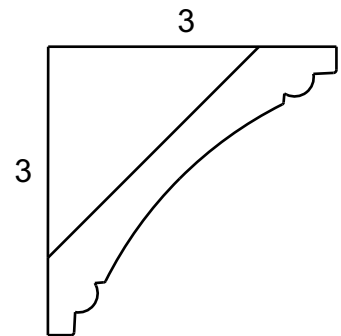
MOULDING



V615
9/16 x 2-5/8

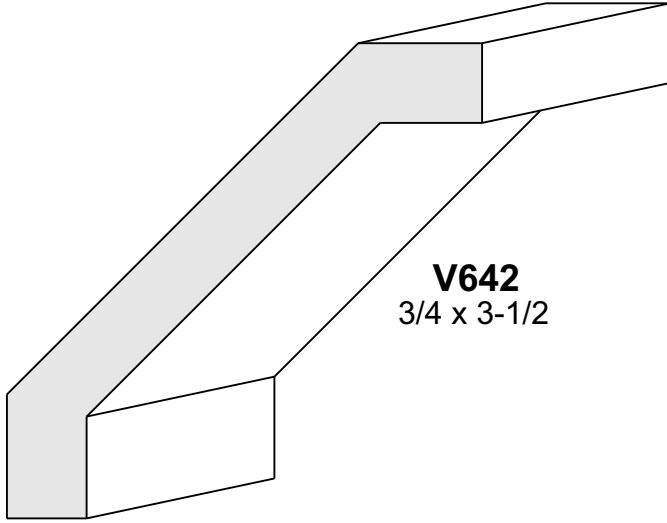


V622
3/4 x 4-1/4

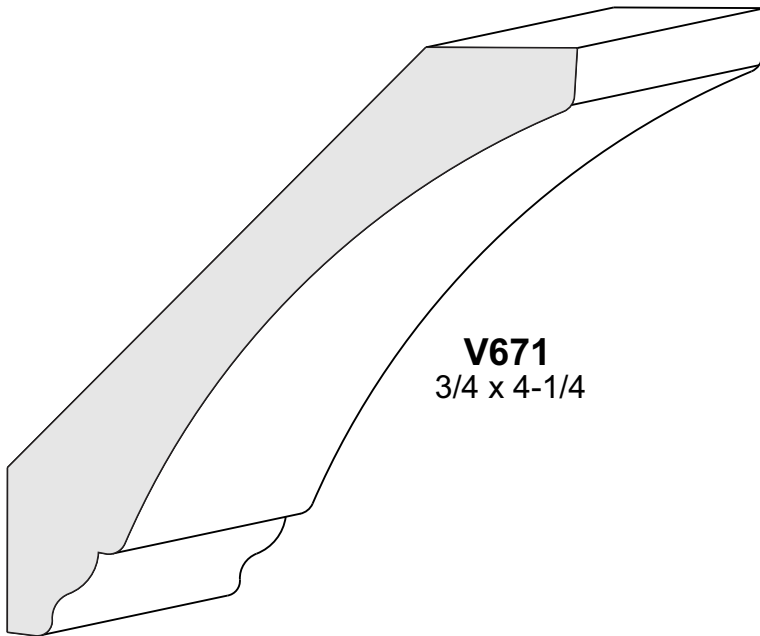
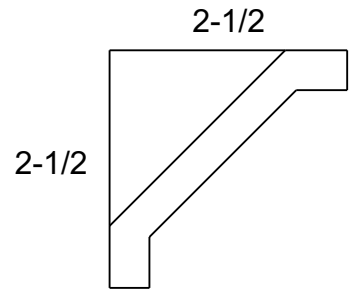




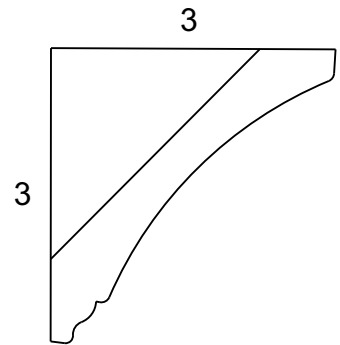
CROWN MOULDING



V642
3/4 x 3-1/2




V671
3/4 x 4-1/4



MOULDING

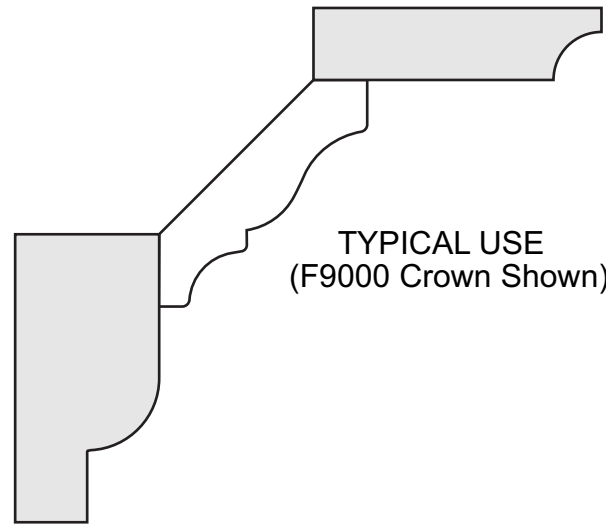


BEEF IT UP

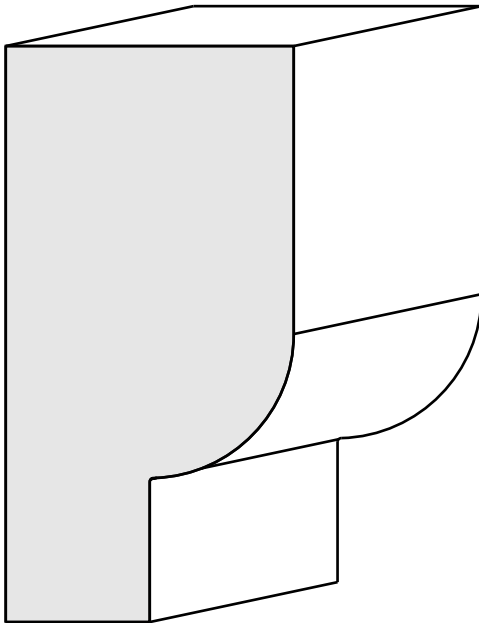


V875 (CEILING MOUNT)

3/4 x 3



TYPICAL USE
(F9000 Crown Shown)



V876 (WALL MOUNT)

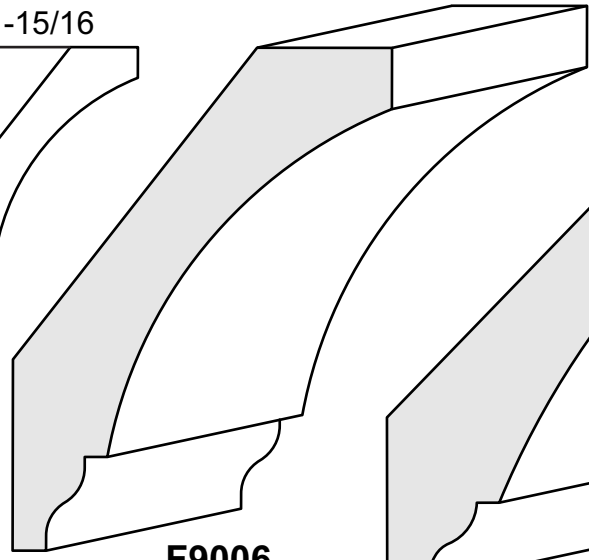
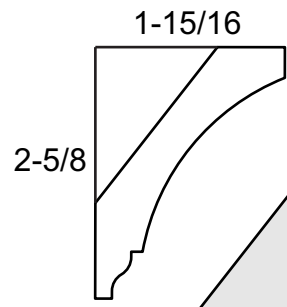
1-1/2 x 3

MOULDING

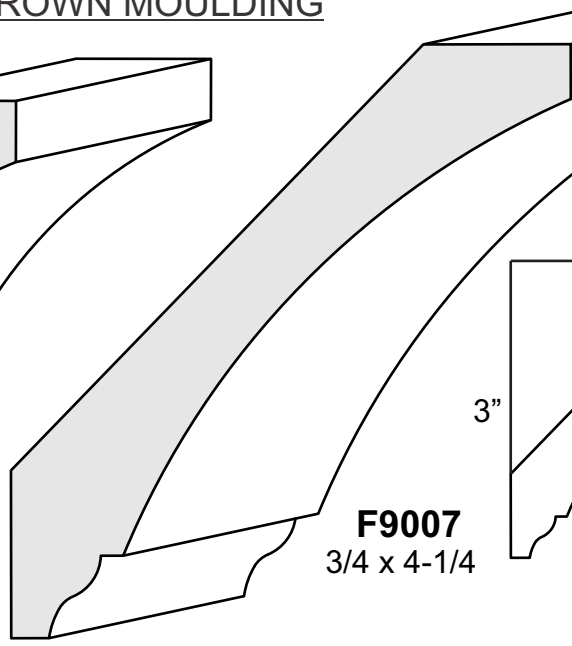
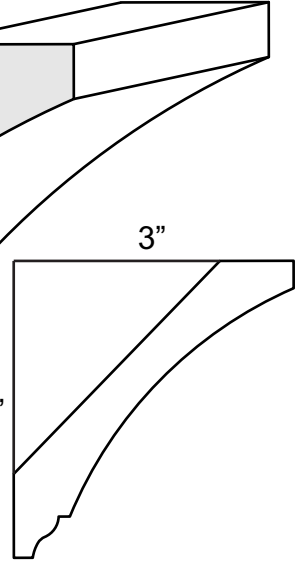


CROWN MOULDING

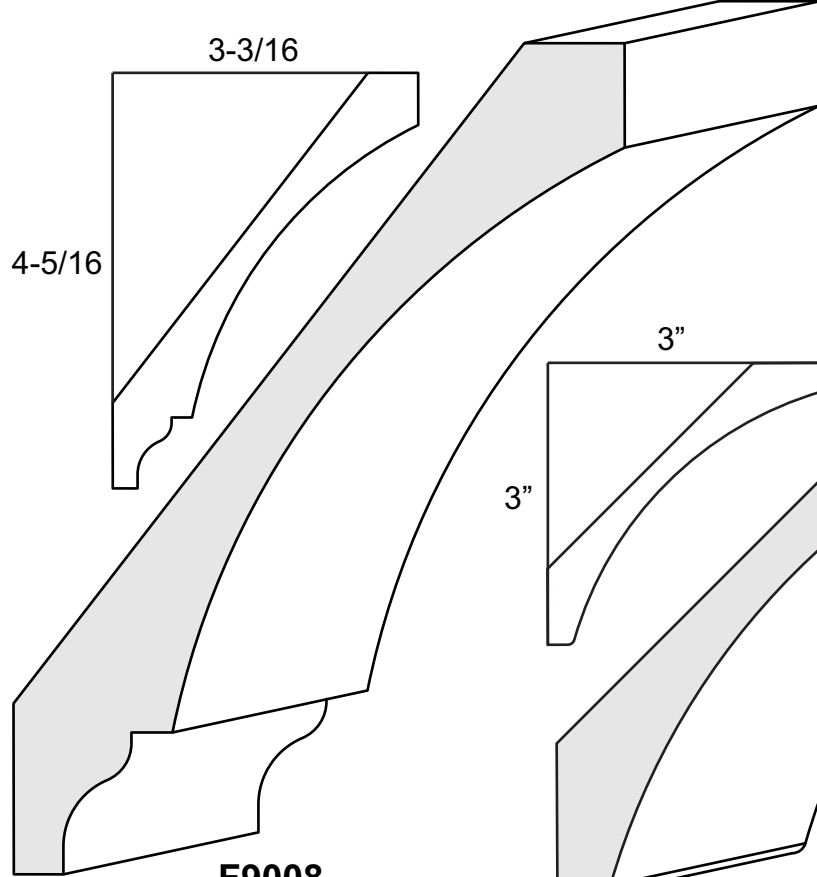
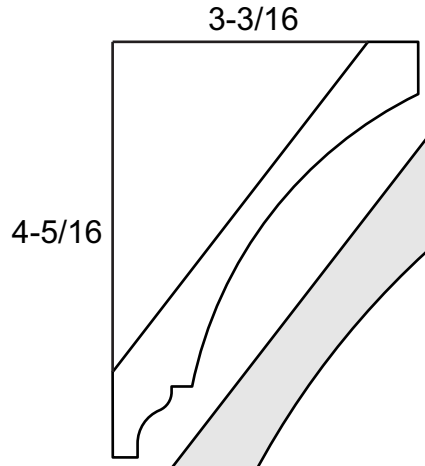
MOULDING



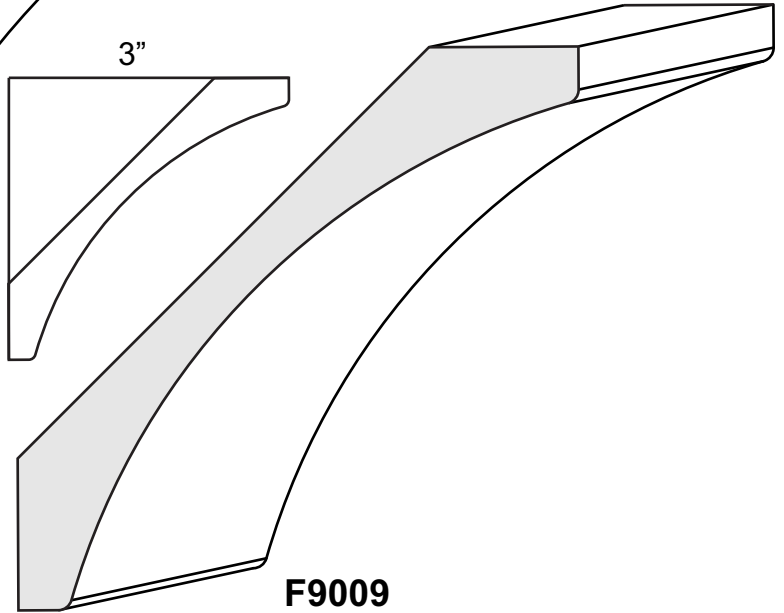
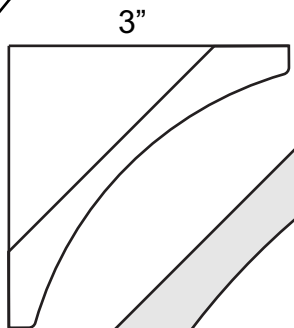
F9006
3/4 x 3-1/4



F9007
3/4 x 4-1/4



F9008
3/4 x 5-3/8



F9009
3/4 x 4-1/4



To our valued customers: to help us serve you better we would like to inform you of our credit terms and policies. Special considerations should be brought to the attention of the Credit Department to ensure continued service to you. We will be glad to help in any way we can!

Orders

- Please fill out the order form completely - including desired delivery date - and email to ***fleetwoods***. At this time we are unable to take orders over the phone. When orders are received they may be immediately processed for production, so changes to the order need to be communicated as soon as possible. Changes made after production starts may incur additional charges.

Lead Time

- Targeted fleetwoods order lead times are 8-10 production days however can fluctuate based on market variabilities. Contact our Customer Service Department for current production and shipping schedules. We understand the occasional need for an expedited order. All requests must be presented in writing. We will make efforts to accommodate requests however are subject to scheduling conditions and may be subject to a service charge.

Quotes

- After your quote is received by the Customer Service Department it will be processed and returned to you within 24 hours. Please make sure ***Quote Only*** is marked on the order form so production is not inadvertently forwarded to production. All quotes are valid for 30 days.

Shipping

- We deliver throughout the Twin Cities metro and surrounding area. We also offer multiple carriers for further distances. Shipping time and cost varies on carrier and destination. Please contact Customer Service for any questions or for pricing options.

Returns and Exchanges

- All products should be inspected immediately upon delivery. If there is any shortage or damage in shipping please report it at once. The merchandise must be inspected by a ***fleetwoods*** staff member before a replacement is authorized or a credit is issued. Please return the rejected merchandise to the ***fleetwoods*** offices at your earliest convenience.

One Year Limited Warranty

- All products made by ***fleetwoods*** are guaranteed for a period of one year from the shipment date. Our obligation shall be limited to the repair and/or exchange of any product proved defective under normal use and care. This guarantee shall not be applicable to items improperly stored, handled, installed or finished on the part of the customer.



(continued)

- We will replace only the materials that we originally supplied; any additional costs such as finishing, labor, etc., will not be included. In order to guarantee against warpage, any door produced over 24" wide and/or 48" tall will require two center panels. If the customer specified a single panel door over 24" wide and/or 48" tall, any warpage guarantees will be null and void.
- Our doors come standard with 180 grit sanding on the front and back with all cross grain scratches hand sanded out. We recommend all customers inspect our products for shipping damage before they are finished and decide whether sanding is necessary. *fleetwoods* cannot guarantee products are finished ready after any shipping has occurred.

Price Changes

- All prices are subject to change without notice.

Credit Policy

- Upon approval of credit, our terms of sale are a 1% discount for Net 10 days payment - otherwise Net 30 days from the date of the invoice.
- Past due accounts aging over 45 days may be suspended from production, delivery, and/or open account privileges. Any concerns or discrepancies should be brought to the attention of our customer service or accounting staff for prompt and proper handling.

Thank you for your business,

The *fleetwoods* staff!



fleetwoods®

16430 Highway 65 N.E. Ham Lake, MN 55304
Phone: 651-636-9883 Fax: 651-636-9884
orders@fleetwoods.net www.fleetwoods.net

Doors & Drawer Fronts Order Form

J#	E	C
----	---	---

Company Name		
Contact Name		
Contact Email		
Address		
City	St	Zip
Ph #	Fax #	

Job Name:		P.O.#
Order Date	Due Date	
Will Call <input type="checkbox"/>	Ship <input type="checkbox"/>	
Order <input type="checkbox"/>		
Quote Only <input type="checkbox"/>		
Order and Return Quote <input type="checkbox"/>		

Doors <input type="checkbox"/>	Drawer Fronts <input type="checkbox"/>	Options
Wood Type	#	
Door Style	#	
Grain Direction	Horizontal <input type="checkbox"/>	Vertical <input type="checkbox"/>
Panel Style	P-	
Edge Style	E-	
Frame Style	F-	

Doors <input type="checkbox"/>	Drawer Fronts <input type="checkbox"/>	Options
Wood Type	#	
Door Style	#	
Grain Direction	Horizontal <input type="checkbox"/>	Vertical <input type="checkbox"/>
Panel Style	P-	
Edge Style	E-	
Frame Style	F-	

	Qty	Width	Height	Notes
1				
2				
3				
4				
5				
6				
7				
8				
9				
10				
11				
12				
13				
14				
15				
16				
17				
18				
19				
20				
	0	Total		

	Qty	Width	Height	Notes
1				
2				
3				
4				
5				
6				
7				
8				
9				
10				
11				
12				
13				
14				
15				
16				
17				
18				
19				
20				
	0	Total		

****Please order using finished door sizes.**** ****Doors 48" or taller need additional rail, please advise specifications****

Additional Notes:



16430 Highway 65 N.E. Ham Lake, MN 55304
 Phone: 651-636-9883 Fax: 651-636-9884
 orders@fleetwoods.net www.fleetwoods.net

Dovetail Drawer Boxes Order Form

J#	E	C
----	---	---

Company Name		
Contact Name		
Contact Email		
Address		
City	St	Zip
Ph #	Fax #	

Job Name:		P.O.#
Order Date	Due Date	
Will Call <input type="checkbox"/>	Ship <input type="checkbox"/>	
Order <input type="checkbox"/>		
Quote Only <input type="checkbox"/>		
Order and Return Quote <input type="checkbox"/>		

Drawer Box Options			
Notched <input type="checkbox"/>	Scoop Front <input type="checkbox"/>		
Drilled <input type="checkbox"/>	Side Tab <input type="checkbox"/>		
Removable Bottom <input type="checkbox"/>	Finished <input type="checkbox"/>		
Wood Type			
Laser Engraved Logo			
Inside Box <input type="checkbox"/>	Outside Box <input type="checkbox"/>		
Other Location <input type="checkbox"/>			

Drawer Box Options			
Notched <input type="checkbox"/>	Scoop Front <input type="checkbox"/>		
Drilled <input type="checkbox"/>	Side Tab <input type="checkbox"/>		
Removable Bottom <input type="checkbox"/>	Finished <input type="checkbox"/>		
Wood Type			
Laser Engraved Logo			
Inside Box <input type="checkbox"/>	Outside Box <input type="checkbox"/>		
Other Location <input type="checkbox"/>			

	Qty	Width	Depth	Height
1				
2				
3				
4				
5				
6				
7				
8				
9				
10				
11				
12				
13				
14				
15				
16				
17				
18				
	0	Total		

	Qty	Width	Depth	Height
1				
2				
3				
4				
5				
6				
7				
8				
9				
10				
11				
12				
13				
14				
15				
16				
17				
18				
	0	Total		

Please order using finished box sizes. **Standard FW notch is 1 3/8" X 1/2"***

Additional Notes:



fleetwoods®

16430 Highway 65 N.E. Ham Lake, MN 55304
 Phone: 651-636-9883 Fax: 651-636-9884
 orders@fleetwoods.net www.fleetwoods.net

U Box Order Form

J#	E	C	P
----	---	---	---

Company Name		
Contact Name		
Contact Email		
Address		
City	St	Zip
Ph #	Fax #	

Job Name:	P.O.#
Order Date	Due Date
Will Call <input type="checkbox"/>	Ship <input type="checkbox"/>
Order <input type="checkbox"/>	
Quote Only <input type="checkbox"/>	
Order and Return Quote <input type="checkbox"/>	

U Box Options

Notched	<input type="checkbox"/>	Scoop Front	<input type="checkbox"/>	Removable Bottoms	<input type="checkbox"/>
Drilled	<input type="checkbox"/>	Side Tab	<input type="checkbox"/>	Finished	<input type="checkbox"/>

U Box Specifications **please share all pertinent measurements**

Wood Type # _____

Quantity _____

Measurements

A _____

B _____

C _____

D _____

E _____

F _____

Height _____

Additional Notes:



fleetwoods[®]

16430 Highway 65 N.E. Ham Lake, MN 55304

Phone: 651-636-9883

Fax: 651-636-9884

orders@fleetwoods.net www.fleetwoods.net

End / Face Panel Order Form

J#	E	C	P
----	---	---	---

Company Name		
Contact Name		
Contact Email		
Address		
City	St	Zip
Ph #	Fax #	

Job Name:	P.O.#
Order Date	Due Date
Will Call <input type="checkbox"/>	Ship <input type="checkbox"/>
Order <input type="checkbox"/>	
Quote Only <input type="checkbox"/>	
Order and Return Quote <input type="checkbox"/>	

Panel Specifications **please share all stile and rail width measurements**							
Wood Type	#	Stile Width A		Quantity	Width	Height	# of Panels
Door Style	#	Stile Width B					
Panel Style	P.	Top Rail Width C					
Edge Style	E.	Bottom Width D					
Frame Style	F.	Mulion(s) Width E					

Panel Specifications **please share all stile and rail width measurements**							
Wood Type	#	Stile Width A		Quantity	Width	Height	# of Panels
Door Style	#	Stile Width B					
Panel Style	P.	Top Rail Width C					
Edge Style	E.	Bottom Width D					
Frame Style	F.	Mulion(s) Width E					

Additional Notes:



fleetwoods[®]

16430 Highway 65 N.E. Ham Lake, MN 55304
 Phone: 651-636-9883 Fax: 651-636-9884
 orders@fleetwoods.net www.fleetwoods.net

Moulding Order Form

J#	E	C
----	---	---

Company Name		
Contact Name		
Contact Email		
Address		
City	St	Zip
Ph #	Fax #	

Job Name:		P.O.#
Order Date	Due Date	
Will Call <input type="checkbox"/>	Ship	<input type="checkbox"/>
Order <input type="checkbox"/>		
Quote Only <input type="checkbox"/>		
Order and Return Quote	<input type="checkbox"/>	

Moulding Specifications

	Profile #	Wood Type	Total Linear Feet	Random Lengths	or	Specific Lengths	<i>If specific lengths are required Specify Lengths here</i>
1				<input type="checkbox"/>	or	<input type="checkbox"/>	
2				<input type="checkbox"/>	or	<input type="checkbox"/>	
3				<input type="checkbox"/>	or	<input type="checkbox"/>	
4				<input type="checkbox"/>	or	<input type="checkbox"/>	
5				<input type="checkbox"/>	or	<input type="checkbox"/>	
6				<input type="checkbox"/>	or	<input type="checkbox"/>	
7				<input type="checkbox"/>	or	<input type="checkbox"/>	
8				<input type="checkbox"/>	or	<input type="checkbox"/>	
9				<input type="checkbox"/>	or	<input type="checkbox"/>	
10				<input type="checkbox"/>	or	<input type="checkbox"/>	
11				<input type="checkbox"/>	or	<input type="checkbox"/>	
12				<input type="checkbox"/>	or	<input type="checkbox"/>	
13				<input type="checkbox"/>	or	<input type="checkbox"/>	
14				<input type="checkbox"/>	or	<input type="checkbox"/>	
15				<input type="checkbox"/>	or	<input type="checkbox"/>	
16				<input type="checkbox"/>	or	<input type="checkbox"/>	
17				<input type="checkbox"/>	or	<input type="checkbox"/>	
18				<input type="checkbox"/>	or	<input type="checkbox"/>	
19				<input type="checkbox"/>	or	<input type="checkbox"/>	
20				<input type="checkbox"/>	or	<input type="checkbox"/>	

Pricing Notes

Specified Length Upcharge: Under 10' add 15% 10'-12' add 20% 12'+ add 25%

"F" Series Profiles No Minimums or Small Run Fees

"V" Series Profiles - Small Run Fees: 1'-50' add \$75.00 51'-100' add \$50.00 101'-150' add \$25.00

All moulding manufactured from S/Btr lumber stock; standard NHLA optimization and yield rules apply V. 11.1

Fleetwoods Credit Application

Phone: 651-636-9883 Fax: 651-636-9884

Business Contact Information

Company name:			dba:		
Contact name:			Title:		
Primary business address:				Bill to?	Ship to?
City:		State:		ZIP Code:	
Phone:	Fax:	E-mail:			
Secondary business address:				Bill to?	Ship to?
City:		State:		ZIP Code:	
Phone:	Fax:	E-mail:			

GENERAL Business Information

Sole proprietorship:	Partnership:	Corporation:	Other:
Date business commenced:		Sales Tax #	
Accounts payable contact:		Phone:	
Amount of credit requested:			

BANK REFERENCES

Bank name:		Officer:	
Bank address:		Phone:	Fax:
City:		State:	ZIP Code:
Savings account	Account number	Checking account	Account number
Secondary bank:		Phone:	

Business/trade references

1. Company name:				
Address:				
City:		State:		ZIP Code:
Phone:	Fax:	E-mail:		
Type of account:				
2. Company name:				
Address:				
City:		State:		ZIP Code:
Phone:	Fax:	E-mail:		
Type of account:				
3. Company name:				
Address:				
City:		State:		ZIP Code:
Phone:	Fax:	E-mail:		
Type of account:				

The undersigned personally certifies that all of the above information is correct and authorizes ***fleetwoods*** to make inquiries into the bank and business/trade references provided. By signing, the customer recognizes that s/he fully understands the credit terms set forth by ***fleetwoods*** and agrees to the proper payment in consideration of the credit extended to this company, including payment of collection costs or attorney fees in the event the customer defaults and collection processes become necessary. This application for credit is not an approval, and until it is processed and approved, the customer's account will be on a COD basis.

X	X
Title:	Date:
Title:	Date:

MINNESOTA • REVENUE

Certificate of Exemption

ST3

Purchaser: Complete this certificate and **give it to seller.**

Seller: If this certificate is not fully completed, you must charge sales tax. Keep this certificate as part of your records.

This is a blanket certificate, unless one of the boxes below is checked, and remains in force as long as the purchaser continues making purchases, or until otherwise cancelled by the purchaser.

Check if this certificate is for a single purchase and enter the related invoice/purchase order # _____.

If you are a contractor and have a purchasing agent agreement with an exempt organization, check the box to make multiple purchases for a specific job. Enter the exempt entity, name and specific project:

Exempt entity name _____ Project description _____

Please print

Name of purchaser _____

Business address _____ City _____ State _____ Zip code _____

Purchaser's tax ID number _____ State of issue _____

If no tax ID number, enter one of the following: FEIN _____ Driver's license number/State issued ID number _____
state of issue _____ number _____

Name of seller from whom you are purchasing, leasing or renting _____

Seller's address _____ City _____ State _____ Zip code _____

Type of business.

Type of business

<input type="checkbox"/> 01 Accommodation and food services	<input type="checkbox"/> 11 Transportation and warehousing
<input type="checkbox"/> 02 Agricultural, forestry, fishing, hunting	<input type="checkbox"/> 12 Utilities
<input type="checkbox"/> 03 Construction	<input type="checkbox"/> 13 Wholesale trade
<input type="checkbox"/> 04 Finance and insurance	<input type="checkbox"/> 14 Business services
<input type="checkbox"/> 05 Information, publishing and communications	<input type="checkbox"/> 15 Professional services
<input type="checkbox"/> 06 Manufacturing	<input type="checkbox"/> 16 Education and health-care services
<input type="checkbox"/> 07 Mining	<input type="checkbox"/> 17 Nonprofit organization
<input type="checkbox"/> 08 Real estate	<input type="checkbox"/> 18 Government
<input type="checkbox"/> 09 Rental and leasing	<input type="checkbox"/> 19 Not a business (explain) _____
<input type="checkbox"/> 10 Retail trade	<input type="checkbox"/> 20 Other(explain) _____

Reason for exemption.

Reason for exemption

<input type="checkbox"/> A Federal government (department) _____	<input type="checkbox"/> J Agricultural production
<input type="checkbox"/> B Specific government exemption (from list on back) _____	<input type="checkbox"/> K Industrial production/manufacturing
<input type="checkbox"/> C Tribal government (name) _____	<input type="checkbox"/> L Direct pay authorization
<input type="checkbox"/> D Foreign diplomat # _____	<input type="checkbox"/> M Multiple points of use (services, digital goods, or computer software delivered electronically)
<input type="checkbox"/> E Charitable organization# _____	<input type="checkbox"/> N Direct mail
<input type="checkbox"/> F Educational organization# _____	<input type="checkbox"/> O Other (enter number from back page) _____
<input type="checkbox"/> G Religious organization# _____	<input type="checkbox"/> P Percentage exemption
<input type="checkbox"/> H Resale	<input type="checkbox"/> Advertising (enter percentage) _____ %
<input type="checkbox"/> I Capital Equipment	<input type="checkbox"/> Utilities (enter percentage) _____ %
	<input type="checkbox"/> Electricity (enter percentage) _____ %

Sign here

I declare that the information on this certificate is correct and complete to the best of my knowledge and belief. (PENALTY: If you try to evade paying sales tax by using an exemption certificate for items or services that will be used for purposes other than those being claimed, you may be fined \$100 under Minnesota law for each transaction for which the certificate is used.)

Signature of authorized purchaser _____ Print name here _____ Title _____ Date _____